

THE
THOROUGHBRED MAKEOVER



2023 RULEBOOK





THE THOROUGHBRED MAKEOVER

PRESENTED BY THOROUGHBRED CHARITIES OF AMERICA

OCT. 11-14 | THE KENTUCKY HORSE PARK

The Thoroughbred Makeover is an initiative of

Retired Racehorse Project

A 501(c)(3) nonprofit organization

www.theRRP.org

410-798-5140

secretary@theRRP.org

3357 Hazelwood Road
Edgewater, MD 21037

Updated December 2022.

*Revisions indicated in red.
Clarifications indicated in blue.*

TABLE OF CONTENTS

■ OVERVIEW	6
Introduction, Mission, and Goals.....	6
Communications	6
Paperwork Deadlines	7
Additional Information on Fees	8
Registration Fees: Trainer Application & Horse Registration...	8
Entry Fees	9
Late Fees and Change Fees	9
No Show Fee	9
Parking	9
Stabling Supplies, Golf Cart and Round Pen Rental	9
Additional Expenses to Consider.....	10
Entry Fee Refunds.....	10
Trainer Eligibility and Application	10
Trainer Eligibility	10
Definition of Trainer and Trainer Status	10
Individual versus Team Entry.....	10
Trainer and Horse Relationship	11
Discipline Selection	11
Trainer Application Form.....	11
Application Supporting Documentation	12
Selection Criteria	12
Approval	12
Trainer Withdrawal.....	12
Trainer Replacement	13
Catch Riders.....	13
Late Applications and Waitlists	13
Late Trainer Applications	13
Horse Additions for Accepted Trainers	13
Application Waitlists.....	13
Discipline Waitlists	14
Horse Eligibility and Registration	14
Retiring Racehorse Eligibility	14
Former Broodmare Eligibility	15
Horse Acquisition and Ownership.....	16
Horse Registration Form	16
Horse Withdrawal and Replacement	16
■ THOROUGHBRED MAKEOVER EVENT COMPONENTS	16
Preliminary Competition	16
Finale Competition	17

Thoroughbred Makeover Champion	17
People's Choice Award	17
Special Awards	17
The Thoroughbred Makeover Marketplace	18
Entry Fee	18
Horse Listing.....	18
Pricing and Contracts	18
Marketing.....	19
Soundness Issues and Pre-Purchase Exams	19
Trial Rides.....	19
■ EVENT POLICIES	19
Rule Changes.....	19
Participant Code of Conduct.....	19
Protests and Complaints	20
Protests	20
Complaints.....	21
Prize Money and Ribbon Distribution.....	21
Horse Welfare	22
Horse Protection Policy	22
Abuse and Neglect	22
Selling Your Thoroughbred Makeover Entry and Status Reporting	23
Use of RRP Logos and Images	23
Publicity and Promotion	23
Use of Trainer Media	23
Vendor Conflicts	24
Photography	24
Management.....	24
COVID-19 or Other Public Health Crisis	24
■ COMPETITION POLICIES	25
Judges.....	25
Stewards.....	25
Injury and Liability.....	25
Arrival Exams & Health Paperwork.....	26
Soundness.....	26
Body Condition	26
Coggins, Health Certificates, and Vaccination Records	26
Microchipping	26
Drug Testing.....	27
Arrival Exam Procedure.....	27
Arrival Exam Process	27
Arrival Exam Procedural Notes	28
Finale Jogs Procedure	29

Drug Testing Procedure.....	29
Equipment.....	30
Schooling and Course Walking.....	31
Schooling Policies.....	32
Competitor Numbers.....	32
■ DISCIPLINE COMPETITION FORMATS.....	33
A Notice to All Trainers	33
Judging Rubric and Terms	33
Faults and Eliminations	34
Barrel Racing	34
Competitive Trail.....	36
Dressage	37
Eventing	39
Field Hunter.....	40
Freestyle.....	42
Polo.....	44
Ranch Work.....	46
Show Hunter	49
Show Jumper	50
■ APPENDIX:	
SAMPLE SCORECARDS, COMPETITION PATTERNS, AND OTHER REFERENCES	52
Barrel Racing: Horsemanship Pattern.....	52
Barrel Racing:	
Horsemanship Pattern Continued Scorecard.....	53
Barrel Racing: Barrel Placement Diagram	54
Competitive Trail Scorecard	55
Dressage: USEF Test	56
Dressage: WDAA Test.....	57
Dressage: Demonstration Ride Scorecard	58
Eventing: Dressage Test.....	59
Eventing: Show Jumping Scorecard.....	60
Eventing: Cross Country Scorecard.....	61
Field Hunter Scorecard	62
Freestyle Scorecard	63
Polo: Short Work Pattern	64
Polo: Scorecard	65
Ranch Work: Ranch Riding Pattern.....	66
Ranch Work: Scorecard.....	67
Show Hunter Scorecard.....	68
Show Jumper: Flat Pattern	69
Show Jumper: Scorecard	70
Long-Format Hennke Body Condition Score Chart	71

OVERVIEW

INTRODUCTION, MISSION, AND GOALS

The Thoroughbred Makeover is a training competition designed to showcase the versatility and athleticism of the Thoroughbred horse. The most lucrative of any training competition of its kind, the event offers at least \$100,000 in prize money, distributed across top finishers in 10 disciplines. Riders (referred to as “trainers” regardless of professional status) first apply to participate based on their demonstrated riding ability. Once accepted, trainers then register a recently retired racehorse and prepare it over the course of the year, culminating in competition in October in the heart of the Thoroughbred racing industry at the iconic Kentucky Horse Park. Formats for competition are designed to test the quality and progress of each horse’s training.

The Thoroughbred Makeover and National Symposium takes place at the Kentucky Horse Park on October 11-14, 2023. It includes educational opportunities, a vendor fair, a horse sale (the Makeover Marketplace), and the Thoroughbred Makeover competition itself.

The Thoroughbred Makeover and National Symposium is organized by the Retired Racehorse Project (RRP), a 501(c)(3) charitable organization dedicated to facilitating placement of Thoroughbred ex-racehorses in second careers.

The RRP created the Thoroughbred Makeover to showcase the trainability and talent of off-track Thoroughbreds, and to inspire trainers to secure the futures of these animals through correct and thorough re-training. In addition to benefiting the horses, the Thoroughbred Makeover is intended to help trainers establish themselves professionally or as amateurs in their respective disciplines. Without good trainers, Thoroughbred racehorses cannot become great riding horses.

The Thoroughbred Makeover also serves as a national gathering of the organizations, trainers, and farms dedicated to serving these horses when they retire from racing, referred to collectively as the “Thoroughbred Aftercare” industry. The Thoroughbred Makeover offers networking and development opportunities to serve this community by way of educational seminars, demonstrations, and the Thoroughbred Aftercare Summit.

This rulebook covers event formats, rules, and policies in depth. It is the obligation of participants to educate themselves with the resources made available to them. Those with interest in participating are encouraged to start by reviewing the [Want to Apply?](#) section of the website.

COMMUNICATIONS

The RRP issues official communications through a [combination of email and bulletins posted to the Makeover Trainer Portal](#), found under the [My Account](#) section of the website. These emails are sent via the same distribution service as organizational eblasts, so unsubscribing from emails from the RRP will cause participants to miss key communications from the RRP. Participants are responsible for proactively monitoring their inboxes for communications and notifying staff if they are not receiving emails.

While the organization does have an active social media presence, including several Facebook groups, official announcements will always be issued by email. Anyone sending messages to the organization’s social media inboxes will be directed to contact the RRP office directly. Private messages to staff are not an acceptable way to do business with the organization.

The organization is comprised of a small staff that services hundreds of entries annually in addition to engaging in other activities. As such, the RRP has invested considerable time in developing multiple resources

to help participants adequately prepare themselves for the event and increase awareness around its various deadlines and protocols. This includes video tutorials, webinars (which are always recorded), a [Want to Apply?](#) section of the website, bulletins, and other resources in the [Trainer Portal](#), and more.

The RRP office can be contacted at any time via secretary@therrp.org or 410-798-5140. The RRP is headquartered in Maryland and operates on a 9 AM-5 PM Monday-Friday schedule. While we do our best to respond to inquiries as quickly as possible, there are times of the year where we experience exceptionally high volumes of communication. Please allow one to two business days for a response.

PAPERWORK DEADLINES

The Thoroughbred Makeover is a unique competition that requires participants to submit paperwork at different times throughout the year in order for management to promote its charitable mission and manage the logistics of such a large, multi-faceted event. This section lays out those forms, deadlines, what fees to expect, and when fees are due. Paperwork deadlines will always be on a business day at 5 PM EST unless otherwise noted. All forms and payments are processed via the [Trainer Portal](#). **Please review these deadlines carefully as they may change slightly from year to year. The RRP has made updates to the Makeover fee structure in 2023. Please review this and the following [More Information on Fees](#) section carefully.**

Key Deadlines		
<i>Additional details about fees are in the following section.</i>		
Form/Action	Availability	Purpose
Trainer Application	Application preview and drafting opens December 15, 2022; submissions accepted January 2nd-20th, 2023. Acceptances announced February 15 th , 2023	<p>Approves individuals to participate in the Thoroughbred Makeover. All candidates must complete a new application regardless of prior acceptance.</p> <p>Each rider participating in the Makeover will complete one \$200 application regardless of their type of entry (individual, team captain or team member). The application fee is \$200 per person, regardless of the number of entries they are associated with. These are the fees associated with trainer participants. Trainers and team captains will declare on their application the number of horses they intend to register. Horses are billed at the point of trainer application at a rate of \$150 per horse in addition to the trainer application fee.</p> <p>Application fees are due upon submission and invoices are not sent. Entries with unpaid fees or missing documentation as of January 20th will be waitlisted and assessed a late fee.</p>
Horse Registration Form	January 2nd-July 28th, 2023	<p>Enters an eligible horse into the Thoroughbred Makeover with an approved trainer or team captain. Horse registrations may be submitted along with the trainer application or at the point of application up until July 28th, 2023. Trainers may manage or change their entries throughout the year online in the Trainer Portal.</p> <p>Trainers with no horse registered as of horse registration close are withdrawn.</p>

Key Deadlines			
<i>Additional details about fees are in the following section.</i>			
Form/Action	Availability	Purpose	
Application Wait-list, Trainer Change Close	June 30 th , 2023	<p>Applicants who missed the winter application period may submit an application until June 30th at a rate of \$300.</p> <p>Team members applying to join an already-accepted team are subject to the \$300 late application rate but will not be waitlisted.</p> <p>This is also the latest date for trainer transfers, team member changes, and entry type changes (from individual to team or vice versa).</p>	
Earliest Date for EHV-1 Compliance	April 9, 2023	EHV-1 vaccines administered <i>before</i> this date will <i>not</i> be in compliance with Makeover vaccination policies (no more than six months prior to move-in).	
Final Entry Form	August 1 st -15 th , 2023	Finalizes the entry for Kentucky including discipline choices, jump heights, horse sale status, microchip reporting , and stabling needs. Final Entry fees vary based on selections made (full details below) and are due upon submission and invoices are not sent. Entries with unpaid fees as of August 15th are considered a scratch. Late Final Entry submissions cannot be accommodated.	
Final Entry Edits	Close September 8 th , 2023	Marketplace entry, stabling needs, and jump heights may be updated following Final Entry close as needed. Discipline selections may not be changed after Final Entry close. Changes requested after this date would be subject to a change fee.	
Latest Date for EHV-1 Compliance	September 25 th , 2023	EHV-1 vaccines administered <i>after</i> this date will <i>not</i> be in compliance with Makeover vaccination policies (no less than 14 days prior to move-in).	

ADDITIONAL INFORMATION ON FEES

The RRP has updated its fee structure to better align with the processes and deadlines associated with the Makeover. Please review this section carefully.

Thoroughbred Makeover fees are broken into two portions. “Registration Fees”, which are due at the beginning of the year and are non-refundable, are designed to cover the significant administrative cost of reviewing and processing trainer applications and horse registrations, providing additional support and resources to participants throughout the year, and support the mission of the Retired Racehorse Project. Entry fees, billed in late summer, are those associated with the competition in October and are refundable according to the refund schedule.

Registration Fees: Trainer Application & Horse Registration

The trainer application fee for the Thoroughbred Makeover is **\$200 per trainer**, meaning each individual trainer, team captain, or team member will complete ONE application at a rate of \$200, regardless of the number/combination of teams/horses they are associated with. **If the application is accepted, the fee is non-refundable.** If an application is not accepted, the associated fee(s) will be returned minus a **\$50** processing

fee. Trainer applications received after January 20th, 2023 are processed at a rate of \$300. All participants will receive a free annual subscription to *Off-Track Thoroughbred Magazine* included with their application fee.

Individual trainers and team captains may register up to three horses at a rate of \$150 each. (In the past, the application fee included the registration of one horse. This has changed for 2023.) No participant is allowed to be associated with more than three horses whether as the individual trainer, team captain, team member, or catch rider. Individuals and team captains will declare the number of horses they intend to register on their trainer application and will be billed those fees along with their application fees. Team members are not responsible for declaring or registering horses. **Horse registration fees are non-refundable.**

Entry Fees

Entry fees are charged based on the elections made on the Final Entry form in August. A horse may not be entered in more than two disciplines.

The RRP has the right to limit discipline entries based on schedule capacity, in which case rides will be scheduled in order of entry receipt until the division is full. See Waitlist section for more information.

Stall fees do not include bedding or any stabling supplies/equipment. Stalls do not need to be stripped upon departure. [Stalls open at Noon, Monday October 9th, 2023.](#)

- First Discipline (includes schooling and drug testing fees): \$150/horse
- Second Discipline: \$100/horse
- Stalls (for horses or tack, flat rate for the week): \$225/stall
- Ship-ins (no stall): \$60/horse
- Non-compete horse fee: \$50/horse
- ASPCA Makeover Marketplace Listings (per horse)
- Standard: \$60
- Featured: \$95
- Premium: \$110

Late Fees and Change Fees

Late paperwork submissions or change requests (such as late additions to the Marketplace, stabling assignments, or ride times) are only accepted under extenuating circumstances at the discretion of the RRP staff. The RRP reserves the right to assess a fee of up to \$75 when processing late submissions or change requests.

No Show Fee

In situations where a ride time is scheduled and the horse will either not be presented in that division or is scratching the competition entirely, trainers must notify show management in a timely fashion. Trainers who fail to present their horse for their scheduled rides without sufficient notification will be assessed a \$100 fee which must be paid prior to applying for any future Thoroughbred Makeover. The only accepted forms of scratch notification are the submission of a scratch form via the [Trainer Portal](#) or directly notifying the in-gate. Submissions will receive an email confirmation to the email on file for the trainer or team captain.

Parking

Kentucky Horse Park charges a vehicle parking fee of \$5 per day or \$15 for the week of the event. Be prepared to stop at the parking attendant gate at the main entrance of the Kentucky Horse Park to purchase a parking pass. There is no added fee for dropped trailer parking.

Stabling Supplies, Golf Cart and Round Pen Rental

[Dever](#) is the Kentucky Horse Park-contracted vendor for golf cart and round pen rental. Trainers are responsible for making their reservations directly with [Dever](#), not with KHP or the RRP. Call 859-233-9702 for reservations. [Dever](#) also offers feed and stabling supplies.

The Kentucky Horse Park permits exhibitor-owned mini-dirt bikes, 4-wheelers, golf carts, bikes (including electric bikes), Segways, and scooters, etc. Speed limits must be observed, and operators of motorized vehicles must be at least 16 years of age.

Trainers may bring their own choice of bedding and do not need to strip stalls upon departure. There is a Tractor Supply Company located 10 minutes from the Park in Georgetown.

Additional Expenses to Consider

The costs of acquiring a horse, training and care for up to ten months, hauling to Kentucky, and participating in a major national competition are considerable. There is no guarantee that the investment will be repaid from the potential sale of the horse, sponsorship revenue, or from prize money. Trainers who are not prepared to assume full financial responsibility regardless of outcome should not apply.

Entry Fee Refunds

Once a horse has been withdrawn via the [Trainer Portal](#), the trainer can make a request in writing for a refund of entry fees based on the following schedule:

- 100% of entry fees if prior to September 8th, 2023
- 100% minus a \$75 processing fee per horse if after September 8th, 2023 and prior to when stall assignments and ride times are published (approximately 10 days prior to the start of competition)
- Marketplace fees may be refunded if the horse is withdrawn from the Marketplace prior to August 15th. Marketplace fees are non-refundable after August 15th.
- No refunds will be considered after ride times and stall assignments are published.

This refund schedule does not apply to registration fees, which are non-refundable.

TRAINER ELIGIBILITY AND APPLICATION

Trainer Eligibility

Any individual in good standing with the RRP aged 12 or older (see Definition of Trainer for further information) may submit an application to be accepted as a Thoroughbred Makeover trainer. The RRP discontinued its membership program in 2020, and therefore it is no longer a requirement that participants (trainers, team captains, and team members) be RRP members. A free website user account will be required to access the application and [Trainer Portal](#) throughout the year.

Definition of Trainer and Trainer Status

For the purposes of the Thoroughbred Makeover, the “trainer” is the person (or persons in the case of team entries) primarily responsible for training the horse in preparation for the competition. Trainers may have professional, junior, or amateur status. In the case of team entries, teams may be a mix of trainers of any status. Juniors are between the ages of 12 and 18 as of December 31, 2023. Trainers younger than the age of 12 as of December 31, 2023 are not eligible to compete. Amateur and professional statuses are as defined by [United States Equestrian Federation \(USEF\) General Rules 13](#) with the following exception: Fundraising activity for the purpose of covering the expense of participating in the Thoroughbred Makeover does not impact amateur status with the RRP. It is possible, however, that those sponsorships could impact amateur status with other governing bodies of equestrian sports.

Note that all trainers compete against each other in the same disciplines, but that special \$500 awards are given to the top team, top amateur, and top junior in each of the ten disciplines based on the results of preliminary competition.

Individual versus Team Entry

The team option is designed for groups of at least two riders, such as show stables or collegiate teams, to share in the process of preparing the horse for the Thoroughbred Makeover. Teams will compete in the same

divisions and will be eligible for the same prize money and awards as individual entries (one trainer with no teammates). Teams and individual entry trainers may enter up to three horses. Trainers may participate in a combination of entry types, but no participant may be affiliated with more than three horses at any time whether as an individual trainer, team member, team captain, or catch rider. Horses may not be cross-entered as both team and individual entry horses. However, trainers may elect to swap an entry status (from individual to team or vice versa) and/or add or remove team members up until June 30th, 2023. All horses may compete in one or two disciplines regardless of team or individual entry status. A minimum of two team members must be present to compete the horse at the Makeover. Teams must be able to demonstrate a common tie (board at the same farm, members of a collegiate equestrian team, or at minimum residence in close proximity to one another geographically) that allows them to collaborate in the training process throughout the year leading up to the Makeover.

All team participants will complete an application, whether as a captain or team member. The team captain is considered the owner of the entry and is responsible for establishing the team name, filing horse registrations, final entry, and any other actions on behalf of the team. Team members will have an opportunity to indicate which team they will be added to on their application. Applicants who are denied as individuals may not be added as team members.

Trainer and Horse Relationship

The RRP encourages trainers to take every opportunity to thoroughly prepare their horses for competition and so allows for horses to be sent out for professional training and for other individuals to ride them. If they choose to take advantage of outside help from a professional, the trainer must be the primary rider of the horse after July 31st, 2023, and the trainer must ride, drive, or otherwise direct the horse in the Thoroughbred Makeover competition.

The RRP encourages camaraderie between trainers at the Makeover and there are no limitations on allowing other trainers to ride your horse in non-competition settings (hacking the grounds, for example). Accepted trainers and team members must warm up their own horses prior to entering the arena for competition.

Discipline Selection

Trainer applications are reviewed based on the trainers declared discipline background, but trainers may choose to compete in any of the 10 disciplines offered, which they will confirm on their Final Entry Form in August. Note the following conditions:

[Unless sufficient jumping video is provided with the application, trainers will be jumping-restricted at Final Entry. Trainers may have this restriction lifted if they provide adequate jumping video to the RRP office by June 30th.](#)

Trainers entering the Field Hunter division at Final Entry are required to submit a letter from a Masters of Foxhounds Association-recognized hunt certifying that the trainer (including team members) has fairly-hunted within the past two years.

While the Thoroughbred Makeover can be an opportunity for a trainer to experiment in a new discipline, the RRP expects trainers to appropriately prepare their horses for that discipline. The competition formats in each discipline are not designed for casual participation and entering horses in novel disciplines without adequate preparation is discouraged.

Trainer Application Form

The purpose of the trainer application is for the RRP to make the best possible determination that the trainer can successfully introduce their horse to a new discipline in the time period allotted for the competition. Not all fields in the application are required, but trainers will need to provide enough information to paint a comprehensive picture of their ability level and horsemanship. This application should be considered a horseman's resume. All participants are required to complete a trainer application each year, whether they are applying as an individual trainer, team captain, or team member.

Prior-year trainers will need to certify the ownership status of any Makeover Graduate not previously marked sold prior to accessing the application.

Mail-in applications are not accepted. Note that the RRP may use the information you provide in promotional materials.

Application Supporting Documentation

An application guide, including detailed explanation of each field of the application along with other tips and resources, can be found on the [Want to Apply](#) page of our website. There are some additional supporting documentation requirements that must be included with the trainer application submission:

- Video: Video is essential in aiding the application committee in determining if a trainer meets the primary selection criteria as described below. Video is not optional, and insufficient video is one of the chief reasons an applicant may not receive an acceptance. There are tips and guidelines for creating quality application video on the [Want to Apply](#) page of our website.
- Veterinarian Recommendation: Trainers must provide an updated veterinary recommendation each year. This is a simple statement, signed and on practice letterhead, certifying that the veterinarian believes their client has the resources to properly care for a transitioning Thoroughbred. A sample is available on the [Want to Apply](#) page of our website. The recommendation can be attached at application submission or uploaded in the [Trainer Portal](#) prior to application close.
- Participation Agreement: The participation agreement includes standard event release of liability and an acknowledgement of the Thoroughbred Makeover rules and code of conduct. The participation agreement can be accessed in the [Trainer Portal](#).

Applications missing the above requirements up on application close on January 20th, 2023 are considered incomplete and will be automatically waitlisted. Trainers may provide the missing documentation along with a late fee of \$75 to have their application considered up until June 30th, 2023.

Selection Criteria

The RRP Thoroughbred Makeover Selection Committee, comprised of a diverse selection of non-staff individuals who have competed and/or officiated at the Makeover, will review applications and approve or disapprove applications primarily based on the following factors:

- Evidence from the application, from past Thoroughbred Makeover results, and other evidence that the trainer will effectively and safely introduce an off-track Thoroughbred with no experience outside racing to one or more of the ten Thoroughbred Makeover disciplines, demonstrating that horse's talent and trainability
- Evidence that the trainer is committed to the mission of the RRP and has responsibly cared for and effectively trained horses in the past

Should the event be over-subscribed, additional factors may be taken into consideration to meet capacity:

- Need for adequate representation within each discipline
- Need for representation by professionals, amateurs, and juniors
- Need for geographic diversity
- Affiliation with institutions that are committed to the mission of the RRP

Note that previous acceptance or completion of a prior Thoroughbred Makeover does not guarantee acceptance in future years.

Approval

The RRP will notify applicant trainers of the status of their application by email on February 15th, 2023.

Trainer Withdrawal

Once a trainer is accepted into the Thoroughbred Makeover, they may withdraw at any time. The only accepted means of withdrawal is by using the form available in the [Trainer Portal](#).

Trainer Replacement

In situations where an approved trainer has a horse registered in the Thoroughbred Makeover, and that trainer becomes unable to participate due to extraordinary personal circumstances outside their control, the trainer can seek permission from the RRP to nominate a replacement trainer to take over the horse's training. The nominated replacement trainer must submit a Thoroughbred Makeover Trainer Application. The application fee will be waived, as the original fee will transfer with the entry. The RRP Thoroughbred Makeover Selection Committee will review the application and notify both original and replacement Trainer of its decision. As this is a transfer of the entry, the new trainer does not need to be of the same status as the original trainer. The original trainer must confirm their intent to release the horse's entry and forfeit all rights to the entry to the replacement trainer. The original trainer is withdrawn as of completion of the replacement process. Trainer replacements are not accepted after June 30th, 2023.

Catch Riders

Catch rides at the Thoroughbred Makeover are permitted at the discretion of event management under extenuating circumstances for trainers who are **unable** to present their horse in competition. Unlike a trainer replacement, the original trainer retains all rights to the entry, including disbursement of prize money. For individual entries, the catch rider must be of the same status as the trainer (professional, junior, or amateur) AND an already-accepted 2023 Makeover trainer. [Catch riders joining a team may be of any status.](#) Once a catch rider takes over the ride, the original trainer will not present the horse in any remaining portion of competition. [No participating rider can be associated with more than three horses throughout the course of competition.](#)

Trainers wishing to have a catch rider present their horse in competition must submit their request via the catch ride request form in the [Trainer Portal](#), which will be made available prior to stabling move-in. [Catch rider requests must be submitted prior to the catch rider entering the competition venue on the horse. In the event of scheduling conflicts, catch riders who are already scheduled to ride other horses during competition must prioritize their original horses/ride commitments. Should such a conflict arise, the original trainer may opt to nominate a new catch rider to resolve the conflict or scratch the entry.](#)

Due to the last-minute nature of catch ride requests, the RRP will accept the request form as the trainer's certification that the nature of their request is an appropriate use of the catch ride option. The trainer does not need to wait for additional approval once they have filed a catch ride request form. Trainers are responsible for understanding appropriate use of the catch ride option and for nominating an appropriate rider. The RRP may request additional documentation to support the need for a catch rider at any time. **The catch rider option is made available to accommodate horses completing competition where their trainer becomes unable to participate, not to trade riders around to optimize results. Trainers found in violation of these conditions risk disqualification from competition.**

LATE APPLICATIONS AND WAITLISTS

Late Trainer Applications

Trainers who miss the January application period may apply until June 30, 2023 at a rate of \$300 (the \$150 per horse rate is not subject to a late fee). Depending on event capacity, these applications may be subject to the application waitlist.

Horse Additions for Accepted Trainers

Accepted trainers who wish to add a horse after February 15th, 2023 may do so up to June 30th, 2023 at the rate of \$150 with no additional cost. Depending on event capacity, these horse additions may be subject to the application waitlist.

Application Waitlists

In the event that application numbers exceed the event's schedule capacity, those who applied during the January application period but who are not issued an application decision on February 15th, 2023 will be au-

tomatically waitlisted and notified as such. The application waitlist is published in the [Trainer Portal](#).

Those on the application waitlist should expect that they may not hear anything about their entry status until after the July 28th, 2023 horse registration deadline. At this point management will determine how many waitlist applications may be accepted and notify those applicants accordingly in the order in which they were received. If not accepted, application fees will be refunded minus the \$100 late fee and \$50 administrative fee.

Discipline Waitlists

The RRP reserves the right to waitlist discipline entries in any discipline after final entries have closed August 15th, 2023. The waitlist will be determined by the order in which the entry was received. Discipline waitlists (if necessary) will be posted in the Trainer Portal shortly following the final entry close, and those impacted will be notified by email by August 18th, 2023. Trainers impacted by discipline waitlists will be given the opportunity to change to another discipline at that time.

HORSE ELIGIBILITY AND REGISTRATION

New for 2023, the Thoroughbred Makeover will offer two divisions of eligibility: the original “Retiring Racehorse” eligibility and a new, “Former Broodmare” eligibility. Trainers will declare which eligibility classification their horse qualifies for on their horse registration. These divisions will compete concurrently, but as the eligibility criteria is different, they will have separate results and prize money.

The RRP does not impose an age range on horse eligibility or restrictions on discipline participation based on age. Trainers are responsible for making discipline selections that they believe are suitable for their horse’s age, condition, and training progress and objectives. Age is not a factor considered in judging.

Those in need of clarification on eligibility are encouraged to contact the RRP prior to acquiring and starting to work with a prospective horse. Trainers are responsible for independently verifying their prospective horse’s eligibility to the best of their ability and should not assume that the person they are acquiring the horse from has done their due diligence prior to listing a horse as “Makeover-Eligible.” The RRP will accept the trainer’s pledge that a horse is eligible unless it is made aware of evidence to the contrary. Third parties are welcome to present evidence of ineligibility directly to the RRP in accordance with the protocols outlined in the [Protests and Complaints](#) section.

Although the RRP encourages trainers to obtain their horse’s Jockey Club registration papers, they are not required to compete.

Retiring Racehorse Eligibility

- 1) Must be registered with The Jockey Club and have a Jockey Club-registered microchip. Thoroughbreds from foreign countries must have equivalent registration. The Jockey Club switched from tattoo to microchip identification effective with the 2017 foal crop. Older horses and international horses may or may not have a microchip, but the RRP requires that a Jockey Club-registered microchip be inserted to be eligible to participate, regardless of whether the horse was previously tattooed. ***All horses bound to compete in Kentucky must have a Jockey Club-registered microchip number recorded on their Final Entry which will be validated during their Arrival Exam.*** See [Microchipping](#) in the [Horse Welfare](#) section for further information.
- 2) Must have raced or had a published work on or after July 1, 2021. The definition of a race or published work for the purposes of this rule is one that takes place during the period when the horse was in race training and was recorded to the horse’s Lifetime Past Performance report for North American racing, or equivalent foreign recording systems in other countries, including both flat and steeplechase. Works clocked and published for horses not in race training as a means of establishing Thoroughbred Makeover eligibility do not make the horse eligible.
- 3) Must not have started training for a second career before December 1, 2022, other than a maximum

of 15 allowable rides or training sessions that introduce skills specific to non-racing careers. See conditions below:

- a. Horses that cross-trained in other disciplines during their active racing careers are eligible as long as they did not show or compete.
- b. Serving as a pony at the track after retiring from racing and before December 1, 2021 counts towards the 15-ride restriction.
- c. Non-discipline-specific groundwork such as lunging, long lining, and round pen work from the ground does not count as training for a second career. Liberty or trick training would be considered discipline-specific groundwork and would count towards the 15-training-session limit.
- d. Tack-walking as part of a documented rehab plan does not count towards the 15-training-session limit. Trainers registering these horses must be prepared to furnish a signed and dated letter on letterhead from their vet detailing the rehab plan.

The intent of the 15-ride limit is to have horses start the competition at as close to the same point in retraining as possible, while still allowing for trial rides while the horse is at an aftercare facility or with a reseller. It is meant to be a means of evaluation, not an opportunity to start training.

4) Horses that competed in sports other than racing before December 1, 2022 are ineligible.

- a. Horses retired from racing may hilltop or hunt third field within the 15-ride limit
 - i. Horses with verifiable starts or training as steeplechasers may hunt first or second field in organized foxhunting meets during their active race training. This is considered cross-training and does not count towards the 15-ride limit.
- b. [Showing in sport horse suitability-type shows such as in-hand halter/conformation, registry tests, Young Event Horse, Young Horse Show series, etc. is allowed.](#)

Any other competitions, whether virtual or in-person, including liberty competitions, are a violation of this eligibility criteria.

Former Broodmare Eligibility

- 1) Must be registered with The Jockey Club and have a Jockey Club-registered microchip. Thoroughbreds from foreign countries must have equivalent registration. The Jockey Club switched from tattoo to microchip identification effective with the 2017 foal crop. Older horses and international horses may or may not have a microchip, but the RRP requires that a Jockey Club-registered microchip be inserted to be eligible to participate, regardless of whether the horse was previously tattooed. All horses bound to compete in Kentucky must have a Jockey Club-registered microchip number recorded on their Final Entry. See Microchipping in the Horse Welfare section for further information.
- 2) Must have one lifetime race or published work. This work does not have to occur in a particular time period for broodmares. The definition of a race or published work for the purposes of this rule is one that takes place during the period when the horse was in race training and was recorded to the horse's Lifetime Past Performance report for North American racing, or equivalent foreign recording systems in other countries, including both flat and steeplechase. Works clocked and published for horses not in race training as a means of establishing Thoroughbred Makeover eligibility do not make the horse eligible.
- 3) Broodmares are not subject to the 15-ride limit
- 4) Must have a reported foal or cover by a Jockey Club-registered stallion within the previous two breeding seasons (2021 and 2022 for the 2023 Makeover). This is verified by EquineLine's Mare Produce Record report.
- 5) Horses that competed in sports other than racing before December 1, 2022 are ineligible.
 - a. Horses retired from racing may hilltop or hunt third field within the 15-ride limit
 - i. Horses with verifiable starts or training as steeplechasers may hunt first or second field in organized foxhunting meets during their active race training. This is considered cross-training and does not count towards the 15-ride limit.
 - b. [Showing in sport horse suitability-type shows such as in-hand halter/conformation, registry tests, Young Event Horse, Young Horse Show series, etc. is allowed.](#)

Any other competitions, whether virtual or in-person, including liberty competitions, are a violation of this eligibility criteria.

Horse Acquisition and Ownership

Trainers may acquire their horse through any of the multiple channels available in the aftercare industry: directly from the track (with or without an agent), a non-profit aftercare facility, a for-profit reseller, etc. Race connections may also retain ownership of their horses and support the horse's transition with a Makeover-accepted trainer. Trainers may own their Thoroughbred Makeover horse or ride under contract for the horse's owner. Trainers are encouraged to have written training agreements with their owners that include a commitment by the owner to allow the horse to participate in the Thoroughbred Makeover. The trainer is the sole authority over the horse's entry regardless of who paid the application fee, and prize money is paid to the trainer. Trainers should consider including terms in their training agreement that cover expenses, prize money, and what happens should the horse need to be withdrawn from competition. [Although the RRP encourages trainers to obtain their horse's Jockey Club registration papers, they are not required to compete.](#)

Horse Registration Form

Trainers must register their Thoroughbred Makeover horses as soon as they acquire them and no later than July 28th, 2023. The horse registration form is a vital contribution of metrics relating to the RRP's charitable mission, and trainers grant the RRP permission to publish all information in their horse registration form except for their email, address, phone number, and purchase price of their horse. The Horse Registration Form is available via the [Trainer Portal](#) and will include the following fields, which are required unless otherwise noted:

- Jockey Club name
- Date of last race or published work
- **Date of last reported cover or foaling (former broodmares only)**
- Name of previous owner
- Name and contact information of current owner
- Narrative describing how you or the current owner acquired horse and the price or adoption fee you paid for the horse
- Narrative describing any known training done between retirement from racing and December 1, 2022
- If applicable, identification of any aftercare organization that assisted in transitioning the horse from racing
- Additional notes about horse's history (optional)
- Conformation photo
- Horse head photo
- Photo of horse with you (optional)

Horse Withdrawal and Replacement

Trainers may withdraw a horse from the Thoroughbred Makeover at any time via the Trainer Portal. Trainers may register a new horse in place of a withdrawn horse until July 28th, 2023.

THOROUGHbred MAKEOVER COMPETITION COMPONENTS

PRELIMINARY COMPETITION

Trainers will compete their horses in one or two of 10 disciplines in what is referred to as preliminary competition, which takes place Wednesday and Thursday. Ribbons for 1st-10th overall, ribbons for 1st-10th junior, amateur, team, prize money for top placing junior, amateur, team, and special awards will be awarded based on preliminary competition results. Preliminary competition serves as a qualifier for the Finale, which is a separate championship competition.

In the pilot year of the Former Broodmare division, 2023, broodmares will not compete in the Finale. Ribbons 1st through 3rd and prize money will be awarded based on preliminary competition results.

FINALE COMPETITION

The Thoroughbred Makeover Finale is a championship competition which showcases the top performing horses in each discipline via a livestream. The top five scorers from the preliminary competition in each discipline will compete in the Finale on a clean slate, competing for new scores. Ribbons will be awarded to 5th place and core prize money will be distributed based on these results. Horses that qualify for the Finale but do not participate in it (for example, if the rider needs to leave the show grounds for personal reasons, or the horse does not pass the Finale jog) will finish the competition in the bottom of the Finale placings. In the event that more than one horse does not compete in a given Finale discipline, they will finish at the bottom of the Finale based on their placing from preliminary competition. For example, if the second and fourth-placed horses from the same discipline are unable to compete in the Finale, they will finish in fourth and fifth respectively.

If a top-five horse is disqualified from competition (in cases of rule violations) [prior to the completion of the preliminary competition scoring protest period](#), placings will be adjusted accordingly, and the next highest placed horse will be invited to compete in the Finale.

THOROUGHBRED MAKEOVER CHAMPION

The Thoroughbred Makeover Champion is the overall winner of the event, chosen from the ten discipline winners by the judges from all disciplines. Judges will rank each horse from 1st-10th, with each place having a point value associated (first ranking highest and worth 10 points, second worth 9 points, and so on), and the horse accumulating the most points is crowned the Thoroughbred Makeover Champion. If a horse wins more than one discipline, they will only be ranked once, meaning the horses will be ranked first through ninth. Judges are asked to consider which horse they believe has the best training foundation, if the horse appears to be keen to do the job being asked of it, and if a horse shows potential to develop further in its respective discipline. Judges may vote for their own discipline's winner first if they feel appropriate. The Thoroughbred Makeover Champion receives a cash prize of \$10,000.

In the event of a tie for Thoroughbred Makeover Champion, the tie will be broken in favor of the horse ranked higher in the People's Choice vote.

PEOPLE'S CHOICE AWARD

During the champion ranking at the conclusion of Finale competition, a text vote will open for the public for 15 minutes, allowing for a "People's Choice" horse from among the discipline winners. The People's Choice winner will win the right to direct a donation to the equine-related 501(c)3 nonprofit organization of their choosing. The RRP will hold in escrow an amount to be determined and will issue payment directly to the chosen charity.

SPECIAL AWARDS

Many aftercare organizations, state horsemen's or breeders' associations, or private donors support the Thoroughbred Makeover and promote their own initiatives by sponsoring a special award to recognize horses affiliated with their cause. Special award sponsors pay any added prize monies to the RRP to hold in escrow and be paid out with all other prize money. [Eligibility criteria for special awards is determined by the sponsor, and horses will either be automatically nominated, or their eligibility will be certified by the sponsor, depending on the eligibility criteria. No action is required from the trainer.](#)

Some special awards, such as those for graduates of specific aftercare programs, are dependent on trainers accurately reporting this information on the horse registration. The RRP is not responsible for horses who are excluded from nomination due to failure to correctly disclose this information on the horse registration.

Special awards results will be determined based on results from preliminary competition. Ties will be resolved based on the preference of the sponsor. In the event of a miscalculation of points for awards, the RRP reserves the right to correct the placings and awards, and the decision of the RRP is final, and in its sole and absolute discretion. **In the pilot year of the Former Broodmare division, 2023, broodmares will not be eligible for special awards.**

A list of all Thoroughbred Makeover awards and eligibility criteria is available on the website.

THE THOROUGHBRED MAKEOVER MARKETPLACE

The Thoroughbred Makeover Marketplace, made possible by a grant from the ASPCA, is an optional opportunity for Thoroughbred Makeover trainers who choose to offer the horses that they have trained for sale. The RRP will offer a digital sale catalog for potential buyers with photos and video links, marketing, and identification of horses for sale in the program, on bridle numbers, on stall cards, and through PA announcements when horses are competing. **New for 2023, the printed catalog that was previously included in the Fall/Makeover program issue of *Off-Track Thoroughbred Magazine* will be shifted to the Winter issue to serve as an extended showcase of horses.** Neither the RRP nor any of its sponsors will be a party to any transactions that takes place between sellers and buyers, but sellers are encouraged to consider voluntary contributions to the RRP of 5% of their sale price, which will go toward helping to further the RRP's mission.

Entry Fee

Trainers will have three listing options when they confirm their horse's sale status on their final entry form:

- **\$60 Standard Listing** for inclusion in the online and print sale catalogs, RRP social media album, and identification throughout the event as a sales horse;
- **\$95 Featured Listing** for the same amenities as the Standard, priority listing in the digital catalog, individual listing shared on RRP social media, and the horse featured at least twice on the LED board in the Covered Arena;
- **\$110 Premium Listings** receive all of the features of a Standard listing as well as a prominent half page catalog ad with larger photo AND the LED board ad.

Horse Listing

Trainers will confirm if their horse is for sale on the final entry form, at which point they will be billed for their choice of listing and complete the necessary fields for their catalog ad. Digital catalog ads may be continuously updated in the weeks leading up to and after the event as desired.

Trainers will be given a deadline following the Makeover to make any further revisions to their listing before it goes to print in the Winter issue of the magazine. This will include the option to have their Makeover results included. All horses will be included (horses who are sold will be marked as such), so trainers are encouraged to ensure their horse's status is updated prior to printing.

The RRP reserves the right to request that trainers modify their ad or provide different photos in any instance where it deems appropriate.

Pricing and Contracts

Trainers may price their horses at whatever amount they feel is fair and may raise or lower their asking price at any time. **As pricing can continually change based on the horse's progress and accomplishments, the asking price reported to the RRP will display within a range to the public.** Trainers are responsible for screening

potential buyers and are under no obligation to sell to buyers that they deem unsuitable for their horse. Trainers listing horses owned by non-profit aftercare organizations are welcome to list their horses as adoptable and require the approval processes, fees, and restrictions they normally require. Trainers are expected to provide their own sale contracts that must include anti-slaughter and notification of resale language found in the [Horse Welfare](#) section of this rulebook.

Marketing

The RRP will promote the Thoroughbred Makeover Marketplace as a source for horse shoppers through advertisements and online networks serving the various riding disciplines featured in the Thoroughbred Makeover. Links to the Thoroughbred Makeover Marketplace Listings will be shared extensively through social media and e-blasts. [The RRP is not solely responsible for the successful marketing of these horses, and trainers are encouraged to share their listings beyond RRP channels.](#)

Soundness Issues and Pre-Purchase Exams

Buyers tend to pursue horses for which medical history and radiographs are available, even when those records identify blemishes. The RRP strongly encourages Thoroughbred Makeover trainers to make veterinary reports and radiographs available from any pre-purchase exams that are done when they acquire their Thoroughbred Makeover horse, as well as any veterinary records from before or since they acquired the horse. You may note the existence of these radiographs and reports when listing the horse in the Thoroughbred Makeover Marketplace.

The RRP reserves the right to remove videos and photos from the online Marketplace which show horses who would not meet the soundness and/or body condition requirements for competition.

Buyers should be encouraged to conduct pre-purchase exams when purchasing horses. A team of veterinarians from Hagyard Equine Medical Institute will be on call to conduct these exams for buyers during and after the Thoroughbred Makeover.

Trial Rides

Sellers may allow horse shoppers to ride horses during the Thoroughbred Makeover at their discretion and under their supervision only if the rider has a wrist band certifying that they have signed an RRP liability release. Releases and wristbands are available at the info desk in the Covered Arena. Sellers are encouraged to also require riders to sign their own liability release forms.

EVENT POLICIES

RULE CHANGES

The RRP may amend these rules and policies at any time without notice. Amendments will be posted to the website and announced via email to trainers. Trainers are responsible for reviewing the website for updated rules.

Rulebooks cannot be drafted to account for every possible scenario. There may be circumstances that arise during the course of the competition that require event management to make a determination that they believe to be fair and in the best possible interest for all parties and horses. The RRP may do this at any time without notice. Should such a arise, event management will make a good-faith effort to notify those impacted by such decisions.

PARTICIPANT CODE OF CONDUCT

By participating in the Thoroughbred Makeover, trainers become ambassadors not only for the RRP and the event, but also for the Thoroughbred breed; therefore, the RRP expects trainers and those associated with them (friends, family, coaches, students, employees, etc.) to be good stewards of the aftercare community and to conduct themselves with the highest degree of horsemanship and sportsmanship before, during, and after the Thoroughbred Makeover. Submission of a Trainer Application signifies the participant's willingness to hold themselves to this standard, to support the mission of the RRP, and to abide by the rules and policies set forth in this rulebook. [The RRP can decline acceptance or eliminate a trainer from competition at any time due to violations of the code of conduct. If a trainer is eliminated from competition based on code of conduct violations, they will be removed from results displays and may be asked to leave the grounds at the discretion of event management.](#)

Inappropriate behavior, whether in person or online, may include, but is not limited to:

- Possession, use, or distribution of any illegal drugs
- Harassment, bullying, profanity, vulgar language or gestures, or bad-mouthing (i.e., using words or actions that intimidate, threaten, demean, degrade, or persecute others), [which includes public complaints about event policies, decisions, or protocols outside of the appropriate channels.](#)
- Failure to follow rules
- Abusing or neglecting a horse or unsafe horsemanship
- Unethical practices in horse-related transactions
- Attempting to garner favoritism from judges or otherwise influence competition outcomes
- Any verbal or physical act of discourtesy toward a judge, fellow competitor, event official, show staff, or Kentucky Horse Park staff member on the part of a trainer or associated individual
- Theft, vandalizing, or willfully damaging the property of others
- [Accusing other participants of any of the above in public settings; if a participant has concerns about another participant's behavior, that person should notify RRP staff via appropriate channels. See \[Complaints\]\(#\) section below.](#)

PROTESTS AND COMPLAINTS

This section defines protocols for how the RRP will respond to protests (an objection to an official decision or scoring) and complaints (any alleged violation of rules or event policies), both during the event, and periods before and after.

All protests and complaints will be submitted via [the website as a means of official record](#) and reviewed by the relevant parties based on the nature of the complaint. Relevant parties could include but are not limited to RRP staff, the Thoroughbred Makeover Infractions Committee, the Consulting Veterinarian, and event officials. Protests and complaints may not be made anonymously, but the identity of complainants will be kept confidential.

Senior RRP staff and Makeover stewards have the authority to directly address violations of rules and policies with official warnings. Multiple warnings or egregious violations will be subject to Ground Jury or Infractions Committee review and may result in disqualification from the event and banning from future participation.

Protests

Event management offers a 12-hour protest period on preliminary competition results and official event decisions. This period starts for scoring when results displays are marked "scoring complete" and results are subject to change until this period is complete and results are marked "final". Protests on official event decisions are accepted within 12 hours of the decision in question being issued. Protests of any nature will not be honored after the protest period is completed. Stewards' and other officials' decisions and rulings are final and non-appealable. Protests to Finale results, jog results, or decisions made by veterinary personnel will not be accepted.

Protests to Judging

Trainer may protest the scores awarded to them by judges [in preliminary competition](#). Protests of this nature must be submitted via the [protest form in the Trainer Portal](#) with a \$100 protest fee within 12 hours of discipline results being marked “[scoring complete](#)”. The Chief Steward will review the scores with the applicable judges and respond to the competitor. If the judge decides to amend their score, the protest fee will be refunded to the competitor.

Protests to Scoring Errors

Protests relating to errors in scoring input or math (calculation errors or missing scores) must also be submitted via the [protest form in the Trainer Portal](#) within 12 hours of discipline results being marked “[scoring complete](#)” and will be corrected at no cost to the competitor. [Event management may also correct these errors on its own during the protest period without receipt of a protest from a trainer.](#)

In the event of a miscalculation of points for awards, the RRP reserves the right to correct the placings and awards, and the decision of the RRP is final, and in its sole and absolute discretion.

Complaints

To protect the integrity of the competition, the RRP encourages participants and third parties alike to report possible violations of event policies and rules, especially those related to the code of conduct, horse welfare, and entry eligibility. The RRP will accept reports of this nature at any time [by selecting “Makeover Rule Violation” on Contact Us form on the RRP website](#) whether they occur during the event, or at any period of time before or after.

Complainants will provide as much detail as possible to support their complaint, including photos/screenshots, chronology, and witnesses. If there are additional witnesses who may wish to support the complaint, they will contact the RRP independently and of their own volition. Depending on the nature of the complaint, the RRP may choose to impose a deadline for parties to file supporting evidence for the complaint. [The RRP reserves the right not to pursue any complaints which it deems are lacking in sufficient evidence or documentation.](#)

Applicable parties will review all relevant information available and respond to the complainant in a timely manner as deemed appropriate. Applicable parties could include but are not limited to RRP staff, the Thoroughbred Makeover Infractions Committee, the Consulting Veterinarian, and event officials. Other than an acknowledgement of receipt, complainants are not entitled specifics as to how the complaint was addressed with the subject.

PRIZE MONEY AND RIBBON DISTRIBUTION

Through its fundraising efforts, the RRP guarantees a base prize money pot of **\$110,000**. Private donors and sponsors may elect to fund special awards, which contribute to the overall prize money available but are not guaranteed from year to year.

\$100,000 of prize money is paid to the original Retiring Racehorse division as follows:

Based on results in preliminary competition

- Top junior in each discipline (\$500 x 10) \$5,000
- Top amateur in each discipline (\$500 x 10) \$5,000
- Top team in each discipline (\$500x10) \$5,000

Based on results in Finale competition

- Thoroughbred Makeover Champion \$10,000
- Finale Discipline Winners (\$5,000 x 10) \$50,000
- 2nd place in each discipline (\$1,000 x 10) \$10,000
- 3rd place in each discipline (\$700 x 10) \$7,000

- 4th place in each discipline (\$500 x 10) \$5,000
- 5th place in each discipline (\$300 x 10) \$3,000

TOTAL: \$100,000

In its pilot year, the Former Broodmare division will compete for a separate pot of \$10,000 in prize money based on preliminary competition results, distributed as follows:

- 1st place in each discipline (\$1,000 x 10) \$10,000

TOTAL: \$10,000

Prize money checks will be made payable to the trainer of the horse, in recognition of the fact that this is a training competition. For team entries, the prize money will be paid to the team captain. The RRP is not party to how trainers, owners, and team members agree to share prize money. Trainers or team captains may direct the RRP to disburse their prize money to a different entity. These directives must be received in writing to secretary@therrp.org. Prize money checks will be issued by mail approximately three-four weeks AFTER the event upon receipt of drug test results. Checks in excess of \$600 will be issued only after the payee submits an IRS Form W9. **If there is no winner in any of the above prize money allocations, the RRP will retain those funds for the following year's prize money.**

All trainers agree to forfeit 100% of any prize money or awards won if drug testing on their horse comes back positive for prohibited substances above allowed levels (see Drug Testing section) or if their horse is ever determined to be ineligible due to exceeding the 15-ride limit.

Ribbons for 1st-10th place overall, as well as 1st-10th for junior, amateur, and team entries will be awarded in each discipline based on results from preliminary competition **in the Retiring Racehorse division. Ribbons will be awarded in the Former Broodmare divisions for 1st-3rd places.** Prize money will not be paid for 1st-10th overall preliminary results. Additional championship ribbons, first through fifth, will be awarded based on Finale results.

All preliminary competition ribbons will be available to pick up on **Friday in the Covered Arena shortly following the conclusion of the protest period.** Trainers and horses placed 6th-10th in preliminary competition **along with 1st-placed broodmares, juniors, amateurs, and teams** are invited to participate in mounted awards ceremonies along with the first-fifth horses at the completion of their discipline in the Finale.

Trainers will receive a completion ribbon for each horse upon check in at the Makeover.

Ribbons and other prizes not picked up at the competition will be mailed at the request of the trainer for the cost of postage. **Requests to mail ribbons and prizes must be received by November 30th.**

HORSE WELFARE

Horse Protection Policy

When a trainer enters a horse in the Thoroughbred Makeover, he or she agrees to take responsibility for the horse's well-being and to sell or place it in a responsible manner. If a horse is withdrawn, whether it is replaced by another horse or not, the trainer will submit an online Thoroughbred Makeover Horse Withdrawal Form indicating the status of the horse. If any trainer is found to have knowingly sent a horse to a kill buyer or to a livestock auction to be sold for under \$1,000, the trainer will be removed from the competition and be banned from participation in future RRP events.

Abuse and Neglect

Abuse and neglect of horses is a violation of the Participant Code of Conduct. Alleged instances of horse abuse or neglect prior to, during, or after the Thoroughbred Makeover will be investigated by the Infractions Committee and/or the Ground Jury and may be grounds for disqualification. Practices considered to be

abuse or neglect include but are not limited to: inflicting physical harm, willful overworking, misuse of training equipment, or withholding grain or water as means of behavior modification. During competition, officials have the right to order veterinary evaluation of any horse who appears to be impaired or in physical discomfort or distress.

See the [Protests and Complaints](#) section for protocols for reporting violations of any event policy.

Selling Your Thoroughbred Makeover Entry and Status Reporting

Trainers are not restricted in their decision to sell their Thoroughbred Makeover entries, and the RRP is not a party to the sale. All registered horses, regardless of whether or not they were included in the Thoroughbred Makeover Marketplace or completed the competition in Kentucky, are to be protected by including the following language in any bill of sale or adoption contract:

- 1) Notification of Resale Clause: Buyer or adopter agrees to make a reasonable effort to notify Seller when the horse is made available for sale in the future.
- 2) Anti-Slaughter Clause: Buyer or adopter will not knowingly sell the horse to a “kill buyer” or allow the horse to be sold at public auction for less than \$1,000.

Whether Thoroughbred Makeover horses sell in advance of the Thoroughbred Makeover event, during it, or at any time after, all trainers agree to notify the RRP of the sale via an online form. Sale notification to the RRP will include the name of the buyer and the purchase price or adoption fee. The RRP agrees to keep this information confidential unless both buyer and seller agree for it to be made public. The RRP will aggregate sale statistics for public reports.

USE OF RRP LOGOS AND IMAGES

Upon request and approval, Thoroughbred Makeover trainers are granted a limited, revocable, non-exclusive right to use the Thoroughbred Makeover and RRP logos and trademarks on their own private promotional materials, to promote events or for other commercial. The RRP is entitled to approve pre-production proofs of products incorporating its logos or artwork and request changes as needed. Logo use permission may be revoked at any time, and upon notice, the trainer must remove all use of RRP intellectual property and cease and desist from further use of the intellectual property until further notice.

RRP logos may never be used on merchandise that is for sale without written consent by the RRP.

PUBLICITY AND PROMOTION

The RRP encourages trainers to promote their participation in the Thoroughbred Makeover through local mainstream media, equestrian media, and their own networks. The RRP will provide sample press releases and guidance to trainers who request assistance in this area. Trainers agree to forward to the RRP links to press coverage of the Thoroughbred Makeover that is generated by their efforts.

Thoroughbred Makeover trainers are encouraged to maintain training reports, blogs, and otherwise report on their progress with their Thoroughbred Makeover horse. The RRP will include links to web sites featuring those reports in its online contestant list so that the public can follow and learn from their work.

USE OF TRAINER MEDIA

Thoroughbred Makeover trainers agree to allow the RRP to reprint, share, and otherwise promote blogs, images, and video of their Thoroughbred Makeover horse, as well as to use images of them and their horse taken at the Thoroughbred Makeover for promotional purposes.

VENDOR CONFLICTS

The RRP recognizes that many trainers serve as product representatives, brand ambassadors, or similar for companies (such as supplement manufacturers, therapy systems, and tack manufacturers) to defray the cost of competition expenses.

In consideration of our vendors who pay for booth space in the vendor fair, event management requests that trainers wishing to do business at their stalls first obtain permission from event management in order to avoid conflicts with paying vendors. Event management reserves the right to remove unauthorized vendor set-ups in the barns during the event.

PHOTOGRAPHY

The RRP retains photographers for the purpose of providing competition photos for trainers to purchase as well as to cover the media needs of the organization. Sharing RRP photography and cropping or otherwise obscuring its watermarks is strictly forbidden.

Outside photographers are welcome. Please find additional information for non-staff photographers wishing to shoot at the Makeover on our [website](#).

MANAGEMENT

The Thoroughbred Makeover is an initiative of the RRP, a non-profit organization staffed by employees, contractors, and volunteers, with oversight by its Board of Directors.

Members of the RRP Board of Directors, its staff, and contractors are eligible to participate in the Thoroughbred Makeover as trainers. They may also serve as coaches, trainers, employees, or employers of participating Thoroughbred Makeover trainers.

Members of the RRP Board of Directors, its staff, and contractors are not eligible for the Ambassador Award.

COVID-19 OR OTHER PUBLIC HEALTH CRISIS

If faced with an active public health crisis as in 2020, the RRP staff will assess the impact on participants and the logistical and financial viability of running the event as planned and make a determination as early as possible.

The RRP's goal is to produce a safe event in compliance with current public health guidance and all applicable government and venue-specific requirements and best practices. Participants will be expected to comply with any and all public health measures in place which could include, but is not limited to, mask-wearing and use of PPE, social distancing, testing on-site or prior to travel, and temperature-taking. Participants will be made aware of any such policies at least 30 days prior to the start of competition. Unwillingness to comply with safety measures will result in immediate removal from the show grounds.

The RRP will not be held liable for any losses or damages claimed as a result of event cancelation NOR as a result of contracting any communicable disease at the event.

COMPETITION POLICIES

JUDGES

The Thoroughbred Makeover is not sanctioned by any federations and so is not obligated to contract carded judges. In most cases, judges are credentialed with relevant federations where applicable to the discipline. Event management selects judges who are well-qualified horsemen in their respective disciplines and known to be supportive of the mission of the event.

Judges may not judge trainer for whom they have served as coach, trainer, employer, or employee during the preceding 30 days. Judges will also not judge members of their immediate family.

If for any reason and at any time during the course of the competition, a judge becomes unable to complete their scheduled duties, event management will contract the most suitable and readily-available replacement possible and notify trainer in the affected discipline.

STEWARDS

Each of the ten disciplines will have a steward observing the competition venue(s) and reporting rule violations. A Ground Jury is responsible for monitoring actives beyond the competition venues. A Chief Steward will supervise the Ground Jury and discipline stewards and serve as the final arbiter in cases of protest during the event.

The Thoroughbred Makeover is not sanctioned by any federations and so is not obligated to contract carded officials. Event management selects officials who are well-qualified horsemen in their respective disciplines and known to be supportive of the mission of the event. In many cases, officials are also highly experienced and credentialed horse show professionals.

Stewards may not arbitrate issues involving trainer for whom they have served as coach, trainer, student, client, employer, or employee during the preceding 30 days. Stewards may also not arbitrate issues involving members of their immediate family.

INJURY AND LIABILITY

Thoroughbred Makeover trainers release and hold harmless the RRP, its Board of Directors, its staff, and its sponsors from liability for damages resulting from their participation in the Thoroughbred Makeover before, during, and after the event. Trainers acknowledge that they participate at their own risk and will sign liability waivers at the point of application as a part of their participation agreement.

All riders who experience a fall where they do not land on their feet and their shoulder hits the ground or where they otherwise reasonably appear to be in pain or impaired from the fall must be seen by an EMT.

Horses who fall and their hip or shoulder hit the ground must be evaluated by the treating veterinarian before continuing in any portion of competition.

Incidents of falls and/or injury will be documented with the use of an incident report. Event management has the right to request documentation from a veterinary or medical professional clearing a rider or horse to continue in competition.

ARRIVAL EXAMS & HEALTH PAPERWORK

All horses competing in the Thoroughbred Makeover will pass an Arrival Exam certifying that they are in good condition to participate in the event. Note that [ALL horses in Thoroughbred Makeover stabling/affiliated with the event are subject to the health documentation and vaccination requirements; this includes non-competing horses, Adoption Barn horses, and T.I.P. Championships horses.](#) Detailed information about the Arrival Exam procedure can be found in the [Competition Policies](#) section.

Soundness

All horses competing in Kentucky are subject to a baseline soundness exam at the walk as part of the Arrival exam. Judges or officials in all Thoroughbred Makeover disciplines are authorized to eliminate horses should they feel that they are not appropriately sound for the discipline test they are being asked to complete. Lame horses may not compete.

Horses advancing to the Finale will take part in a jog inspection Friday afternoon prior to the Finale. This inspection will be overseen by a panel of three veterinarians and the Ground Jury. See the appendix for more information about Finale jogs.

Body Condition

Any horse that arrives at the Thoroughbred Makeover with a Henneke Body Condition Score below 4.0 (out of 9) will not be allowed to compete. Information on body condition scoring is available in the [Trainer Portal](#). Trainers may find it helpful to have their vet assess their horse's body condition score using the full Henneke system when the horse is acquired and again in the 3-4 weeks prior to shipping to the Makeover so any adjustments can be made.

Coggins, Health Certificates, and Vaccination Records

[ALL horses in Thoroughbred Makeover stabling/affiliated with the event are subject to these health documentation requirements; this includes non-competing horses, Adoption Barn horses, and T.I.P. Championships horses.](#) The Thoroughbred Makeover and Kentucky Department of Agriculture require current (within 12 months) proof of negative Coggins and a health certificate for all horses on the grounds of the Kentucky Horse Park. Health certificates must be issued within 30 days for out-of-state horses and within 12 months for in-state horses.

Proof of vaccination for equine herpesvirus-1 (EHV-1 or "Rhino") is also required. Records must reflect vaccine administration no more than six months ([April 9, 2023](#)) and no less than 14 days ([September 25, 2023](#)) prior to arrival at the Kentucky Horse Park. [This means that every horse at the Kentucky Horse Park during the Makeover must have been vaccinated for EHV-1 between April 9 and September 25, 2023.](#) The following are the only forms of accepted vaccination documentation:

- Bill/receipt with vet practice name, contact info, date, and horse's name, indicating EHV-1 administration
- A letter on practice letterhead, signed and dated, certifying administration
- Name and vaccine type noted by veterinarian on signed health certificate/import documents

Trainers should be prepared to show these documents upon arrival at the Kentucky Horse Park, at check-in, and at any point throughout the event. Horses with insufficient health paperwork will be immediately quarantined and asked to leave the grounds.

Microchipping

[Trainers are required to report a Jockey Club-registered microchip number on final entry forms for those horses bound to compete at the Kentucky Horse Park in October. All Jockey Club-registered horses from the 2017 foal crop and subsequent crops have been microchipped instead of tattooed. Older horses may have already had a microchip inserted or will need to have one inserted. Given the increased use of microchips, trainers should scan their horses to see if a microchip has already been inserted prior to ordering and](#)

inserting another one in error. Most ambulatory vets will have a microchip reader, or they can be purchased inexpensively from retailers such as Amazon. Most North American horses will have their microchip inserted in the nuchal ligament on the left side of their crest. Some other countries (including Canada) insert the chip in the horse's upper lip. Tattoos will not be accepted as an alternative to microchips.

Trainers needing to purchase a microchip may do so from whatever source they choose, as long as the serial number is 15 digits (ISO 11784/11785 compliant). [The RRP shop](#) and The Jockey Club both sell compliant microchips. Note that microchips, from whatever source, are not pre-registered to any databases. It is the responsibility of the owner to register them with the Jockey Club once inserted.

More information microchipping is available on the [Jockey Club website](#) and in the [Trainer Portal](#).

Drug Testing

The RRP invests considerable resources in drug testing to protect the welfare of the horses and to ensure a level playing field for all trainers. The Thoroughbred Makeover observes the list of restricted and prohibited substances as published in the current [USEF Guidelines for Drugs and Medications](#). All Finale discipline winners will be tested. In addition, random testing will be enforced, and positive results will be cause for disqualification. Drug testing can include blood and/or urine testing, at the discretion of event management. See Drug Testing Procedure for more information.

Note that some classes of drugs are permissible below certain levels. Trainers are required to report the use of these drugs by uploading a [USEF Medication Report Form](#) **in the Trainer Portal prior to the start of competition.**

ARRIVAL EXAM PROCEDURE

All horses competing in the Thoroughbred Makeover will be subject to a simple veterinary exam upon their arrival at the Kentucky Horse Park in October. The Arrival Exam allows the RRP to enforce horse welfare requirements relating to soundness, conditioning, and microchipping as set forth in the Thoroughbred Makeover rules.

Arrival Exam Process

In September, a check-in schedule will be published. These will be the times that check-in will be open and Arrival Exams will be performed. If trainers are aware that their travel plans will not allow them to check in during these hours, they must notify the show secretary immediately to make alternate plans.

Once horses have arrived at the Horse Park, their trainers (or a representative) must promptly come to the check-in area (designated by management in September), where event staff will verify that all health paperwork, including Coggins, health certificates, vaccine records, and microchip numbers are on file. At this time, trainers will receive their competitor packet and competitor number and will be placed in an online queue of checked-in entries ready for their exams. Trainers will return to their stalls to wait for a member of the veterinary team to meet them to complete the first phase of the exam. [The online queue can be monitored from the Trainer Portal.](#) [Ship-ins will be directed to a designated area to park while waiting for their arrival exam.](#) Trainers may not check-in in advance of their horses arrival at the park.

Teams of Kentucky board-licensed veterinarians will be deployed in the barns, meeting trainers at their stalls to perform the first section of the exam according to the order of the online check-in queue. With the assistance of veterinary interns and volunteers, they will assess the following:

- a) Temperature
- b) Pulse, noting if an arrhythmia or murmur is present
- c) Respiration
- d) Henneke Body Condition Score

- e) Swelling or blemishes
- f) Verify identity of the horse via microchip scan
- g) Verify health records on file
- h) Horses will then advance to the soundness examination, which will require them to walk on a firm surface on a straightaway and perform 10-meter circles to the left and to the right. This will take place in a dedicated, quiet area by a separate veterinarian.

At this point, the horse will either pass the exam or be referred for a recheck exam with a separate veterinarian. The following reasons would be cause for a recheck exam:

- a) Temperature greater than 101.5 ([see Procedural Notes for more information on sustained temperatures](#))
- b) Presence of an arrhythmia or murmur
- c) Body Condition Score less than 4
- d) Unsound at the walk
- e) Significant, acute, or painful swelling
- f) Microchip non-match

Horses passing the Arrival Exam will receive a set of colored stickers indicating their eligibility to compete. This sticker must be displayed on the horse's competitor number(s).

If a horse is referred for a recheck exam, and upon examination the second veterinarian has the same findings as the first, the horse is entitled to a final, blind examination with a third veterinarian. This third examination may take place at a later time and must be coordinated with the Consulting Veterinarian. Should the horse fail to pass all examinations, they will not be eligible to compete. This decision will be final and may not be protested. [Taking into account the reason or not passing the exam, the Ground Jury and veterinary team will make a decision on next steps based on the best interest of the horse as well as the population of horses on the grounds.](#)

Arrival Exam Procedural Notes

- [Should a long wait for exams develop, trainers may school their horses prior to completing the exam, but they are responsible for proactively ensuring their horses complete the exam within the available schedule.](#)
- The check-in and Arrival Exam process is led by the show secretary and Consulting Veterinarian. Veterinarians to staff the process will be provided by the official veterinary partner, by veterinary interns, as well as volunteers who need not be equine medical professionals.
- Body Condition Score (BCS) will be assessed using the [long-form](#) Henneke scoring method, which scores six locations on the horse's body on a scale of one to nine and averages them. Horses must be in a body condition score of four or better to compete.
- The surface for the soundness exam will be a solid surface free of rocks and debris. Barefoot horses may wear boots.
- All horses must pass a soundness exam at the walk. However, judges still have the right to excuse horses that they feel are not sufficiently sound for the discipline they are being asked to compete in. Horses excused from the competition ring will be assessed by the treating veterinarian and Chief Steward to determine if they should complete the competition.
- Those examining horses will do so with exam gloves unique to each horse. Exam equipment (thermometers, stethoscopes) will be cleaned with Clorox wipes after each horse.
- Horses with inadequate vaccine or health record documentation will be asked to leave the grounds immediately.
- [Horses who have a temperature in excess of 101.5 upon initial evaluation will be rechecked within two hours. If the temperature is sustained at that time, the horse will be immediately moved to a quarantine stall, and the trainer will need to order additional veterinary work-up at their own expense. The horse may remain in quarantine on-site until the results of the veterinary work-up are returned, at which point the veterinary team will resume the Arrival Exam. If the trainer declines to order additional work-up, they will be asked to remove the horse from the grounds immediately.](#)

Trainers should work closely with their veterinarians throughout the Makeover preparation period to manage

condition and soundness and to ensure their horses are adequately prepared for competition. The RRP makes resources available to trainers on nutrition and soundness and is always available should a trainer need assistance with their horse's preparation. Trainers may contact the RRP with any questions at 410-798-5140 or secretary@therrp.org.

FINALE JOGS PROCEDURE

Horses who are advancing to the Finale will complete an in-hand inspection at the trot before a panel of three Kentucky-licensed veterinarians and the Ground Jury on the Friday prior to the Finale. The "jogs" will take place on an inspection lane **on arena footing** at least 30 meters in length. **Arena footing may be rolled or conditioned such that it is suitable for handlers to run on.** Horses will be presented in a discipline-appropriate headstall with reins or a lead shank. Trainers may elect to use a chain shank and/or carry a dressage whip if needed. Horses may not be jogged in wraps or leg boots. Hoof boots are allowed. Horses and trainers will be well-groomed and presented in clean, tidy tack and attire.

Horses will jog grouped by discipline and in numerical order within their discipline. An order of go will be made available at the Finale briefing. Trainers should plan on allowing 2-3 minutes per horse. Horses in the Finale in multiple disciplines will only need to be presented once.

- Trainers will walk their horse up to the start of the lane and hold their horse for a walk-around inspection by the lead veterinarian.
- When instructed, trainers will proceed forward at the walk, and then pick up the trot where indicated, proceeding down to the turnaround.
- Horses will walk through the turnaround to the right, then proceed back down the lane at the trot, coming down to the walk where indicated.
- The lead veterinarian will indicate if the horse is accepted or if it will go to the holding box to wait for reinspection after several minutes.
- If the horse does not pass on reinspection, it will not compete in the Finale and will finish in fifth place in Finale results. Outcomes for the Finale jogs are final and may not be protested.
- **Outcomes of the jog inspection are final, and protests will not be considered. The veterinary team will make use of a simple log to note of the basis of their decisioning which the trainer may request to review following the jog. Beyond review of this log, event management will not entertain further discourse on the outcomes of the jog inspection.**

For those who are unfamiliar with "jogs" in competition, it is important to understand that management, preparation, and presentation can influence the result of a jogged evaluation. Horses should be managed thoughtfully throughout the competition, taking into consideration long days on potentially hard ground, less access to turnout than usual, and level of physical exertion. Trainers should consider what management practices and supportive therapies might benefit their horses, such as wrapping, cold hosing, sole packing, sole pads or hoof boots, PEMF treatments, etc. Horses should not be presented in the jogs cold. A hack or lunging session to warm up is encouraged as well as practice jogging your horse. The pace of your horse's trot can influence their presentation in the jog. For effective presentation, horses should be moving at a forward trot-- trainers should expect to *run* with their horses. If trainers are not capable of or uncomfortable handling their horses in this way, they may nominate a representative to present the horse on their behalf.

DRUG TESTING PROCEDURE

In support of the Thoroughbred Makeover's prioritization of the health and welfare of horses, drug testing is enforced at the event.

The Thoroughbred Makeover observes the USEF Drugs and Medications Guidelines' list of restricted and prohibited substances as a well-established standard. However, the Thoroughbred Makeover is not a USEF-licensed competition and so establishes its own procedure for testing administration as follows.

Samples will be collected of blood and/or urine at the discretion of event management.

Random testing will be enforced and can occur at any time throughout the week of the event. These tests will be performed stall-side. Event management will put a list of bridle numbers into a random number generator to impartially select subjects of random testing.

All Finale discipline winners will be tested upon leaving the arena at the conclusion of Thoroughbred Makeover Champion voting. For safety and convenience, stalls in barn 7 immediately outside the Covered Arena will be designated for the use of testing.

All sample collections will be overseen by a Kentucky-licensed veterinarian and a member of the Thoroughbred Makeover Ground Jury and/or the Consulting Veterinarian. Event management will supply these officials with a collection log that will include bridle numbers, horse names, and microchip numbers along with a set of labels with unique serial numbers.

Trainers (or a representative) will handle their horses to facilitate collection and will comply readily with any requests made by officials. Failure to cooperate with testing procedures risks disqualification from the competition.

Technicians performing collections will wear gloves and utilize fresh needles, vials, etc. Samples will be split between two containers and labeled as sample A and B along with a serial number label and placed in tamper-evident bags in the presence of the trainer or representative. If containers become contaminated with material such as bedding or soil, a fresh container will be used.

Horses will be positively-identified by microchip scan and associated sample serial numbers will be added to the log as they are collected. Both collecting technician and the trainer (or representative) will sign off on the collection log. Event management will retain the collection log and the overseeing veterinarian will promptly submit samples to the University of Kentucky's Equine Analytical Laboratory with only the serial numbers to identify the samples.

Upon receipt of the lab report, event management will notify any trainer of a failing result within three business days. Trainers whose horse receives a failing result have the right to test sample B at their own expense at a mutually agreed-upon laboratory. Trainers must submit their request in writing via the protest form no more than 15 days following their result notification. Upon receipt of request for retesting and payment of associated fees (\$100 protest fee plus the cost of testing and any shipping), event management will promptly facilitate the retest.

Event management will direct the laboratory to dispose of samples following the 15-day protest period and once any retests are completed. Drug test results are final and may not be disputed after this time. Failed drug tests will result in disqualification from the competition. Trainers are solely responsible for the outcome of drug tests and agree to forfeit any and all awards and prize money in the event of a disqualification.

EQUIPMENT

The Thoroughbred Makeover is a busy environment with hundreds of green horses. For safety reasons, the RRP requires trainers to observe minimum equipment requirements while handling horses on the grounds of the event:

- Horses must be ridden in a headstall with reins: no riding in halters. Bridleless handling/riding is only allowable during the Freestyle division or during dedicated Freestyle schooling.
- While riding or handling horses, trainers must wear closed-toe shoes, preferably with a hard sole and heel.
- Shorts while riding are only allowed if worn with full chaps.
- Bareback riding is only allowable during the Freestyle division or during dedicated Freestyle

schooling.

- The RRP strongly encourages riders of all disciplines to wear an ASTM-approved helmet. Juniors and all riders taking part in jumping disciplines are required to wear a helmet.

Equipment rules vary by discipline and are consistent with the traditions and practices of those disciplines; however, ***event officials have the authority at any time to instruct any rider or handler to remove or alter equipment that they deem to be improperly utilized, inhumane, or create unfair advantage in competition.***

The following equipment rules supersede any discipline-specific rules cited in the discipline formats section:

- Use of auxiliary reins such as draw reins and German martingales is permissible in schooling but is prohibited in competition unless otherwise noted in the discipline descriptions.
- Use of auxiliary reins and mechanical devices is prohibited in the Dressage competition and warm up arenas at all times.
- Schooling over fences in auxiliary reins is only permissible in the Hunter-Jumper Complex.
- Use of chambons, Pessoa rigs, or similar equipment is only permissible while lunging in the appropriate rings as identified on the facility map.
- Neck straps are allowed in all competition venues, must be secured to the saddle, and constructed of leather or other smooth, non-rigid, breakaway material at least ¾" wide.

See discipline descriptions for further information on acceptable equipment.

SCHOOLING AND COURSE WALKING

Event management wants to create an event that sets horses up for a successful experience and therefore offers ample schooling opportunities in both competition and warm-up arenas.

Ticketed schooling will be available in competition arenas prior to the start of the event (typically Tuesday on a normal event schedule). Trainers will receive two tickets for ticketed schooling per horse which they may use in the competition venue of their choice. Dedicated time for Freestyle, Barrel Racing, and Polo trainers will also be made in the appropriate venues. Note that ticketed schooling in competition venues is made available as a means for arena familiarization, not as a prolonged training opportunity. Ticketed schooling does not guarantee a specific amount of time in the arena. Schooling attendants are tasked with monitoring these spaces to ensure safety and good horsemanship. Those who are uncooperative with schooling attendants or who violate schooling protocols risk removal from the event.

A detailed schooling schedule will be made available to trainers in September. [Trainers are obligated to plan accordingly based on schooling availability, as additional schooling opportunities will not be made available.](#)

[Courses will be posted in the Trainer Portal prior to the start of competition. Where possible, course maps will be posted ringside. Paper copies of courses will not be provided.](#) In instances where competition courses are not open for schooling (Competitive Trail, Eventing Cross Country, Ranch Trail and Field Hunters), they will be open for course walking/inspection on foot prior to the start of competition. [Horses are not permitted to be on or in proximity to these courses outside of competition. Trainers are expected to keep their horses well and clearly away from outdoor competition courses.](#)

Finale horses will have the opportunity for arena familiarization (flat schooling only) in the Covered Arena on Friday, during which time the course will be set for the first event the following morning. Course walking for applicable disciplines in the Finale will be available prior to the start of that discipline for a period not to exceed 10 minutes.

See the following Schooling Policies section for more information.

SCHOOLING POLICIES

- Arenas are available as outlined on the schooling schedule, which will be published in the [Trainer Portal](#) in September. Arenas are considered closed at times outside of the schooling/competition schedule. Venues not listed on the schooling schedule are not included in the RRP's rental agreement with the park and therefore are off-limits to Makeover participants.
- Ticketed schooling is offered in competition arenas prior to the start of preliminary competition (typically Tuesday) This does allow trainers to school over fences and in dressage arena in the applicable venues, but is not an opportunity for prolonged schooling.
- At check-in, each trainer will receive two schooling tickets per horse in their competitor packet. These schooling tickets will gain them access to their choice of up to two available competition venues [and are not available for non-competing horses. Extra tickets are not offered for purchase.](#) Upon receiving their schooling tickets, trainers will write their horse's bridle number down on each ticket.
- When arriving at a ticketed arena, trainers will check in with the schooling attendant and give them their ticket. The attendant will keep a rotation, and if the arena is too full, the attendant will advise the trainer when to come back.
- Attendants are tasked with keeping arenas orderly and not over-filled. They have the authority to ask trainers to leave who have been in the arena longest in order to allow others in who are waiting to school.
- The following courses are not open for schooling under any circumstances: Cross Country, Field Hunters, and Competitive Trail, and Ranch Trail. These courses will be open for Trainer inspection on foot only.
- Trainers are free to hack around the grounds of the park but are expected to keep their horses well and clearly away (at least 100 feet) from obstacles on the outdoor courses listed above.
- For Freestyle riders with routines involving liberty, props, firearms, or other potentially disruptive activity, event management will have a sign-up at check-in for slots for "Prop Schooling" in the Covered Arena. Trainers will have 10 minutes on their own to run through their routine after hours (late evening) the night prior to preliminary Freestyle competition. Limit one time slot per horse. Prop schooling does not require a ticket.
- Barrel Racers will also receive a dedicated time in the Covered Arena that will allow them to run patterns and school without disrupting others.
- Warm up arenas are not subject to ticketed schooling.
- Lunging is only permitted where indicated on the schooling schedule. The Marketplace arena is made available for Marketplace horses only.
- Riders must follow arena etiquette of passing left to left, calling out their intent to jump a fence, and follow directional flagging on jumps where applicable.
- The Show Hunter ring will be open for hacking only in the morning prior to the start of the competition day.
- Jump courses will not be set at a particular height at a particular time. Trainers may adjust the height of fences, not to exceed competition height, but may not move standards in anyway.
- Schooling on any of the competition courses after preliminary competition, whether in the arena or on cross country, is prohibited unless otherwise stated by show management.
- Trainers who are uncooperative with schooling attendants or who are found violating the schooling schedule or policies may be removed from competition.

COMPETITOR NUMBERS

Each horse will be issued a competitor number. A bridle number and back number (Eventers and Field Hunters will also receive an insert for a pinny/bib number holder) will be included in the trainer packet, which is

collected at check in. Bridle numbers will also be issued for non-competing horses. No horse is to be outside of its stall without a bridle number on its headstall or halter. Trainers will compete using the number that is appropriate for the discipline (back number around the waist or pinned to the saddle pad, etc.)

DISCIPLINE COMPETITION FORMATS

A NOTICE TO ALL TRAINERS

The Thoroughbred Makeover is a training competition, established to showcase the versatility and trainability of the Thoroughbred. As such, the format of each discipline will vary from what trainers may be accustomed to experiencing in competitions in their respective disciplines. This is in order to serve the mission of the event, and to accommodate for the experience level of the horses, as well as for logistical realities.

JUDGING RUBRIC AND TERMS

Across all disciplines, it is important to note that horses are being judged on their progress in training in their respective discipline. In addition to the development of discipline-specific skills, judges will be looking at foundational qualities such as freedom and regularity of gaits, desire to go forward, and acceptance of aids.

All scores are awarded based on a scale of 0 to 10 are based on the following rubric:

10	Excellent
9	Very good
8	Good
7	Fairly good
6	Satisfactory
5	Marginal
4	Insufficient
3	Fairly bad
2	Bad
1	Very bad
0	Not performed

Half points are permitted in all disciplines.

Common Impression Scores awarded throughout disciplines include the following qualities and directive ideas:

Rideability, demeanor, or manners (used interchangeably): confidence, willingness to perform the task at hand, acceptance of aids, relaxation, softness in the bridle

Form or style over fences: correct and efficient jumping form and carefulness

Performance between fences: consistent rhythm, appropriate pace, desire to go forward, ability to adjust balance before fence, and jumping out of stride

Open gallop: desire to go forward, ground cover, balance/not bearing down on the forehand, ease and efficiency of gallop

Pace: regularity of speed and rhythm of stride, adjustability, relaxation, balance

[Scoresheets will be made available to trainers upon completion of scoring. Trainers are not entitled to see](#)

[the scoresheets of other trainers.](#)

FAULTS AND ELIMINATIONS

This section defines competition-based eliminations that are applicable across all disciplines and how they are applied to results. See discipline formats for additional discipline-specific information.

Horses will be eliminated for the following reasons as applicable by discipline:

- a) Going off course/pattern. Commencing a performance without appropriate acknowledgement from the judge (or other starting protocol as defined by discipline) is considered going off course. See the following discipline format sections for more information.
- b) For all jumping disciplines, faults are assessed at four points per occurrence for rails down and disobediences. Four cumulative rails down or disobediences per jumping phase/trip is elimination
- c) Fall of rider

Horses who are eliminated for any of the above reasons may complete the current phase of the test at the discretion of the judge. If the judge allows the pair to complete the current/remaining phase(s) of the discipline test, the rider will receive a completed scorecard but will be listed on results as an elimination.

Horses who fall (defined as the hip or shoulder touching the ground) in competition will not complete any remaining phase of their discipline test and will be listed as an elimination on results for that discipline. If they are scheduled to compete in another discipline, they must be cleared to do so by the treating veterinarian and Ground Jury.

Judges may excuse a horse at any time at their discretion for reasons such as:

- a) Unsoundness
- b) Dangerous or out of control riding
- c) Poor horsemanship/sportsmanship on the part of the trainer

If a horse and rider are excused for any of the above reasons, the pair must leave the competition arena immediately and receive approval from the Chief Steward and/or treating veterinarian before participating in any further portion of the competition. Excusals will be listed on results as an elimination.

See the Participant Code of Conduct section for more information on eliminations based on code of conduct violations.

BARREL RACING

Preliminary Competition Format (5 points maximum added to run times)

All horses will complete a horsemanship pattern and two (2) timed barrel runs. The horsemanship pattern will be performed before the first timed run and the two timed barrel runs will be scheduled on separate days.

Horsemanship Pattern (100 points inverted to a maximum of 5 points)

The horsemanship pattern consists of 10 movements designed to assess the fundamentals of the horse's training. Two judges will consider ability to maintain an even pace, responsiveness to aids, and general demeanor of the horse. The horsemanship pattern is intended to be ridden in the manner in which trainers are riding their barrel horses at home and should not be considered a traditional western horsemanship show class, i.e. if a trainer rides two-handed, they should ride the pattern accordingly, regardless of bit.

Each movement will be scored on a scale of 0 to 10 for a total of 100 possible points. The horsemanship scores will be averaged between two judges and inverted from the possible score of 100. Inverted scores will then be multiplied by a coefficient of 0.05, thus reducing the inverted score to a maximum of 5 points. Example: An averaged horsemanship score of 75 is inverted out of 100 to a score of 25, then multiplied by

the coefficient of 0.05 to become an added time of 1.25 seconds to the timed runs. See [Scorecards and Competition Patterns](#) section for a copy of the horsemanship pattern.

Timed Barrel Runs

The barrel pattern will be set using metal barrels set according to the diagram in the [Scorecards and Competition Patterns](#) section. A laser timer will be used, and reruns will be granted in the event of timing equipment failure. Drags will be performed every fifth run. There is no division split. [Order of go will be reversed from run one to run two.](#)

Run times will be recorded to the third decimal place and added to the inverted score from the horsemanship pattern. Placings for preliminary competition will be determined by total scores ranked lowest to highest.

Finale Competition Format (Run time only)

The five horses with the lowest score after the preliminary competition will advance to the Finale on a clean-slate score to complete one more timed barrel run to determine 1st-5th Finale placings.

Additional Information

Team Format

Team horses must be presented by at least two trainers. A different trainer may present the horse in the horsemanship pattern, and in each of the timed runs. One trainer will present the horse in the Finale.

Barrel Racing Faults, Eliminations, Ties, and Formalities

[No Time is given for breaking the barrier, loss of forward motion after staring the timer, or knocking a barrel completely over. No Time will be calculated and displayed as the slowest time of the run order +five seconds.](#)

[Going off pattern and failure to cross the timer start line within two minutes of being called to the in gate are eliminations. No Time runs are not eliminations.](#)

[Re-runs are granted in the event of timer malfunction or misplacement of barrels.](#)

Ties in preliminary competition will be broken with the fastest second run time. Ties in the Finale will be broken with the lowest horsemanship score from preliminary competition.

Judges and timers will indicate to the in-gate by radio when they are ready for the trainer to commence their horsemanship pattern and runs.

Barrel Racing Attire and Equipment

Western attire and equipment are required. Adult trainers may wear a western hat instead of an ASTM-approved helmet. All trainers must wear a long-sleeved western shirt.

Wraps, protective boots, and hoof boots are permitted.

Snaffle bits, combination bits, shank bits and hackamores may all be used with one or two hands. Any bit having a fixed rein requires the use of a curb chain or strap, including all shanked bits. Snaffle bit rings may be no larger than 4" in diameter. Smooth round, oval or egg-shaped, slow twist, corkscrew, single or double twisted wire, or smooth chain mouthpieces and straight bar or solid mouthpieces are allowed. Bicycle chain is prohibited in any equipment. Combination bits and hackamores may include a noseband constructed of nylon, leather, rawhide or rope. Any rawhide or twisted rope noseband that is part of a combination bit or hackamore must be padded. No other functional part of the bit or headstall may be constructed of rawhide; headstalls may include decorative rawhide.

Headstalls, tie-downs and bonnets may not be constructed of wire, solid metal, or twisted rawhide or rope,

no matter how padded. Flat nylon, cotton or leather tie-downs, bonnets and training aids (auxiliary reins) are permitted.

Spur shanks may not exceed 2.5" in length. Spur rowels may not exceed 1" in diameter and must be blunt. See [Equipment](#) section above for more information.

COMPETITIVE TRAIL

Preliminary Competition Format (115 points, variable dependent on course design)

The Competitive Trail course will be comprised of approximately ten obstacles on the grounds of the Horse Park. Horses will complete the course individually within a maximum time that will be provided based on the course design. Competing in hand is not an option. Two judges will be seated separately and positioned to observe half of the course.

Horses will need to be prepared to encounter obstacles traditionally found in Competitive Trail classes including but not limited to:

- Water crossing
- Dragging/pulling: tarps, logs, items on a pulley
- Challenges to visual perception: geo boards, water boxes
- Challenges to tactile stimulation: brush simulations (pool noodles), cowboy curtains
- Tests of surefootedness: bridges, multi-level bridges, teeters, raised poles or "rocks"
- Tasks while riding: checking mail, ringing a bell, picking up and carrying items such as a flag, bucket, or rain slicker
- Dismount, mount, ground tie, handling while dismounted (picking hooves, fly spray)
- Backing, sidepassing, tight turns
- Trot and canter where appropriate
- Encounters: tents, fake animals, balloons

Judges will reward horses who negotiate obstacles with a calm and confident demeanor, show a desire to move forward with a steady pace, and exhibit care and surefootedness throughout the course.

Horses are not allowed to be within 100 feet of any obstacle in advance of their ride. A competitor briefing will take place prior to the start of the division where trainers will be provided with course map and directives and have an opportunity to examine obstacles on foot prior to the start of competition.

Competitive Trail Course (100 points, variable dependent on course design)

Horses will receive a score of 0 to 10 on each obstacle from each of two judges, 0 being not performed or skipped, 10 being perfect. Judges may choose to award partial credit at their discretion for an attempt on an obstacle that is not completed, if the effort demonstrates skills necessary to negotiate the obstacle. Each of the judges will also award Overall Impression scores.

Overall Impression Scores (15 points, each with a coefficient of .5)

- a) Responsiveness to aids (10 points)
- b) Evenness of Pace (10 points)
- c) Horse's Demeanor (10 points)

Obstacle scores from each judge will be added to averaged impression scores. Placings for preliminary competition will be determined by total scores ranked highest to lowest.

Finale Competition Format (115 points, variable based on course design)

The five horses with the highest score after the preliminary competition will advance to the Finale on a clean-slate score to complete an arena trail course to determine 1st-5th Finale placings. **In the Finale, both judges**

will judge the entire course, and both their obstacle and impression scores will be averaged.

Maximum points available are dependent on course design. The Finale course is typically six obstacles.

Additional Information

Team Format

Team horses must be presented by two trainers who will swap halfway through the course. One Trainer will present the horse in the Finale.

Competitive Trail Faults, Eliminations, Ties, and Formalities

Partial scores may be awarded for obstacles that are initiated but not completed.

Horses exceeding the maximum course time will be excused (indicated by whistle or other alert sound) and must exit the course immediately via the most direct route available. They are not eliminated and will be given a scorecard reflecting the obstacles **initiated** within time.

Trainers may elect to skip obstacles either prior to, or after initiating an attempt at an obstacle by raising their hand and indicating to the judge that they intend to skip. Appearing to initiate an obstacle out of sequence without the trainer indicating their intent to skip an obstacle, or exiting the path reasonably interpreted by the course map is considered off course. Horses eliminated for going off course may complete the course at the discretion of the judges if they are still under course time. See Eliminations section above for more information.

Three obstacles on each course will be designated and ranked as tie-breakers.

Judges will radio to a starter when they are ready, who will send the horse out on course. Time will start once the starter sends the horse out.

Competitive Trail Attire and Equipment

All trainers must wear boots and either long pants or breeches. Equipment and attire may be either English or western, and adult trainers may wear a western hat with western attire. Horses must wear a saddle and a headstall with reins. Riding bareback or bridleless is prohibited. Martingales, tie-downs, or any mechanism that restrains the head or neck are prohibited.

Wraps, protective boots, and hoof boots are permitted.

Horses may be ridden in a snaffle bit, bosal or hackamore regardless of age. Trainers shall ride horses in this tack with two hands. Combination bits are prohibited.

Trainers riding in a shank bit will do so with one hand only. Two-handed riding in a shank bit will result in deductions from the score per obstacle element. Shank bits must be used with a curb chain or strap. See Equipment section above for more information.

DRESSAGE

Preliminary Competition Format (160 points)

Horses will perform a Dressage test, immediately followed by a Demonstration Ride before separate judges. Both the test and demonstration rides will be performed in a standard (60x20 meter) dressage arena. Trainers may have a test caller.

Dressage Test (100 points)

All horses will perform their choice of the **2023 US Equestrian Federation Training Level Test 2 or Western**

Dressage Association of America 2022 Basic Level Test 1 before a single judge. See the [appendix](#) for test copies.

Both tests are scored using USEF/WDAA scoresheets, awarding a percentage score of maximum possible points.

Demonstration Ride (60 points)

All horses will then perform a five-minute demonstration ride before a separate judge in a separate arena which must include walk, trot/jog, and canter/lope in both directions. Horses should perform whatever movements best demonstrate the level and quality of their training within the Dressage Training Pyramid. Note that judges will penalize efforts to perform movements beyond a horse's level of training and development. The demonstration ride is not performed to music. Time will start upon entering the arena and saluting the judge. A signal will sound when five minutes is up. Trainers need not salute at the conclusion of the demonstration ride.

The demonstration ride will be judged with scores in the following six categories on a scale of 0 to 10:

- a) Rhythm (10 points)
- b) Relaxation (10 points)
- c) Connection (10 points)
- d) Impulsion (10 points)
- e) Straightness (10 points)
- f) Level of Development (10 points)

Scores for the test and demonstration will be added. Placings for preliminary competition will be determined by total scores ranked highest to lowest.

Finale Competition Format (60 points)

The five horses with the highest score after the preliminary competition will advance to the Finale on a clean-slate score to complete demonstration ride scored in the same fashion as the preliminary competition and averaged between two judges to determine 1st-5th Finale placings.

The Finale demonstration ride is performed to music. If trainers do not select music, the announcer will do so for them.

Additional Information

Team Format

Team horses must be presented by two trainers: one for the test and one for the demonstration ride. One Trainer will present the horse in the Finale.

Dressage Faults, Eliminations, Ties and Formalities

Two points will be deducted for the first test error and four for the second error. The third test error is an elimination. Horses will be eliminated for stepping out of the arena with all four feet at any point during the test or demonstration ride, or for taking more than 45 seconds to enter the arena after being rung in.

In both the test and demonstration ride, judges will ring in horses with the start signal indicated on signage visible on the judge's box. Riders will salute on centerline as dictated by the test and at their letter of choice for the demonstration ride.

In the Finale, the in-gate will send the rider into the arena. Music will start at the trainer's signal to the announcers, time will start at the trainer's salute to the judges on centerline.

Ties in preliminary competition will be broken with the score from the demonstration ride. [Ties in the Finale will be broken first with the Relaxation score and next with the Level of Development score.](#)

[A reader may be used in both the test and demonstration ride as desired.](#)

Dressage Attire and Equipment

USEF rules for Dressage (see *USEF Subchapter DR120 and DR121*) and Western Dressage (see *USEF Subchapter WD-5*) will be in effect. Bit check will be performed at-random. Whips under 47.2 inches (120 cm) may be carried. Horses may wear wraps in the Finale if desired.

EVENTING

Preliminary Competition Format (340 points, variable dependent on course design)

Horses will perform all three phases of Eventing, similar to a one-day horse trial. Show jumping and cross-country courses will be offered at Beginner Novice and Novice options. Trainers must choose their desired height with their final entry form and will jump both courses at the same height.

Dressage Test (100 points)

All horses will perform USEF 2022 Novice Test B in a small arena (see appendix for test copy). USEF score-sheets will be used, but scores will be left as positive percentages rather than being translated to penalty scores.

Show Jumping Phase (80 points, variable dependent on course design)

All horses will be judged over a show jumping course set at dimensions for United States Eventing Association (USEA) Beginner Novice (2'7" maximum), Novice (2'11" maximum).

Show Jumping Overall Impression Scores (15 points)

The judge will award a score of 0 to 10 on each jumping effort. Judges will also award a score of 0-10 (with a coefficient of .5) on three Overall Impression categories:

- a) Rideability (10 points)
- b) Between Fences (10 points)
- c) Form Over Fences (10 points)

Cross-Country Phase (100 points, variable dependent on course design)

All horses will be judged over a cross-country course of approximately 10 obstacles which are likely to include water, ditches, and banks. Two tracks will be offered, one up to max Beginner Novice dimensions (2'7") and the other up to max Novice (2'11").

Cross-Country Overall Impression Scores (20 points)

The judge will award a score of 0 to 10 on each jumping effort. Judges will also award a score of 0 to 10 (with a coefficient of .5) on three Overall Impression categories:

- a) Rideability (10 points)
- b) Between Fences (10 points)
- c) Form Over Fences (10 points)
- d) Open Gallop (10 points)

Scores for the three phases will be added. Each effort in a combination (A/B fences) is scored separately and averaged. Placings for preliminary competition will be determined by total scores ranked highest to lowest.

Finale Competition Format (110 points, variable dependent on course design)

The five horses with the highest score after the preliminary competition will advance to the Finale on a clean-slate score to complete a jumping course scored in the same fashion as the preliminary Show Jumping test (including Overall Impression scores) and averaged between two judges to determine 1st-5th Finale placings.

The Finale course includes show jumps and cross-country portables in the Covered Arena. Trainers will

choose their jump height at the Finale briefing the night before. Portables will not exceed Beginner Novice height.

Additional Information

Team Format

Team horses must be presented by at least two and up to three trainers, one for each phase. One Trainer will present the horse in the Finale.

Eventing Faults, Eliminations, Ties, and Formalities

Jumping faults and eliminations are assessed according to the Faults and Eliminations section above. Horses eliminated in the Show Jumping phase must receive permission from the judge to complete the Cross-Country phase.

In the Dressage phase, two points will be deducted for the first test error and four for the second error. The third test error is an elimination. Horses will be eliminated for stepping out of the arena with all four feet at any point during the test or demonstration ride, or for taking more than 45 seconds to enter the arena. Horses eliminated in the Dressage phase must receive permission from the judge to complete their jumping phases. See Faults and Eliminations section above for more information. [A reader may be used for the Dressage test.](#)

In the Dressage phase, the judge will ring in horses with the sound indicated on signage visible on the judge's box. Riders will salute on centerline as dictated by the test.

In the Show Jumping phase and Finale Competition, the in-gate will send trainers into the arena. Trainers will approach the judges box and salute, waiting for a start signal to commence the course.

In the Cross-Country phase, the judge will radio to a starter who will send the horse out on course.

[Ties in preliminary competition will be broken based on the collective remarks from the dressage test. Ties in the Finale will be broken first with the Gallop score and next with the Rideability score.](#)

Eventing Attire and Equipment

Attire and equipment are to be in accordance with USEF Eventing Division Rules Subchapter EV-1. Bit check in Dressage will be performed at random. Whips under 47.2 inches (120 cm) may be carried in the Dressage test.

Note that horses will complete their cross-country test immediately following show jumping. Show jumping in cross-country attire and equipment is encouraged. Trainers must wear their number displayed in a pinney holder for cross-country. Pinney number inserts will be provided in the trainer packet at check-in. See Equipment section above for more information.

FIELD HUNTER

Preliminary Competition Format (185 points)

Horses will complete a three-part test to assess their preparedness to join the hunt field as a safe and enjoyable partner. The Field Hunter preliminary competition is spread over two days, with the Under Saddle and Individual tests on the first day, and the Mock Hunt on the second.

To simulate the hunt field to the best degree possible, courses will be comprised of cross-country portables of natural construction, such as logs and coops, and may vary in height, not to exceed 2'6". Approaches to jumps may be on ascending or descending ground, with limited sight lines (as in coming around a corner), or with other conditions to be expected when riding in open land or woods. *This division is not appropriate for trainers with no prior experience with the sport of Foxhunting. See Additional Information section below*

for more details.

Under Saddle (60 points with a coefficient of .5 for 30 points)

Horses will perform under saddle in an open area at the walk, trot, canter, halt, back, and stand as directed by the judges. This may be divided into flights of approximately 12 horses based on the size of the division.

Three judges will award a score of 0 to 10 on six categories. The scores awarded in these categories will be the average of the three judges' scores:

- a) Halt/Stand (10 points)
- b) Back (10 points)
- c) Walk (10 points)
- d) Trot (10 points)
- e) Canter (10 points)
- f) General Demeanor (10 points)

Individual Test (65 (130 points with a coefficient of .5) points, variable dependent on course design)

At the conclusion of the under saddle portion, each horse will perform an individual test that may include several fences, a trot fence, a gate to be opened and closed, a rail to be dropped, water crossing, or any foxhunting situation that the judges deem appropriate.

The three primary judges will divide the course into three zones and separately judge the fences and activity within their designated zone, awarding a score of 0 to 10 on each fence. (Note that these scores are by zone and not an average.) Three obstacles will have an added element of difficulty such as water, a gate, or a trot fence. These elements will have a coefficient of 2.

Mock Hunt (90 points)

On the second day, all entries will gather for a stirrup cup and then proceed to a mock hunt, following a field master over fair hunting country with obstacles and typical hunting situations, including checks, ware staff, queuing up in front of a fence, water crossing, and natural jumps. The mock hunt may be divided into flights of approximately 12 horses based on the size of the discipline. Fence judges and/or video footage will be used assess for disobediences at each of approximately 10 obstacles.

The three primary judges will divide the mock hunt course into three zones and separately judge the fences and activity within their designated zone, awarding Overall Impression scores of 0 to 10 in three categories, each with a coefficient of 3:

- a) Rideability in a Group (10 points): Pleasant to ride - no bucking, crow-hopping, head tossing, etc.
- b) Open Gallop (10 points): Demonstrates a clear gallop which is at a manageable pace, no pulling, bearing down on the forehand, etc.
- c) Checks (10 points): Demonstrates patience/calmness while waiting at checks, standing quietly. No pawing, jiggling, etc.

Jumping efforts will not be scored in the mock hunt. Horses will only be faulted four points per disobedience which will be deducted from the total points available for the phase.

The scores awarded by the three judges in the under saddle and mock hunt will be averaged and added to the zoned judges scores from the individual test. Placings for preliminary competition will be determined by total scores ranked highest to lowest.

Finale Competition Format (130 points, variable dependent on course design)

The five horses with the highest score after the preliminary test will advance to the Finale on a clean-slate score to complete a jumping course scored in the same fashion as the preliminary Individual Test (with no coefficient) and averaged between three judges to determine 1st-5th Finale placings.

The top five horses will perform in the Covered Arena demonstrating the skills required of a field hunter. Horses will jump individually and may be asked to perform other tasks specific to the work of a field hunter.

All horses will jump the same height in the Finale; fences will not exceed 2' 6".

Additional Information

To ensure safety and proper hunt field etiquette, all trainers wishing to enter in the Field Hunter division must provide a letter from a Masters of Foxhounds Association-recognized hunt stating that the Trainer has fairly hunted within the last two years. The Field Hunter test is broken into three parts over two days. The Field Hunter course will be open for inspection on foot prior to the start of the division. A course map will only be provided for the Individual Test.

Trainers will be provided with large-print numbers to be inserted in a pinney holder as well as bridle numbers and must wear both for the duration of their judging. To aid in correct identification of horses during the mock hunt, **trainers will be provided with a race-style saddle towel to be worn between their saddle and pad.**

Team Format

Team horses must be presented by at least two and up to three trainers, one for each phase. One Trainer will present the horse in the Finale.

Field Hunter Faults, Eliminations, Ties and Formalities

Faults for disobediences and eliminations are assessed according to the Faults and Eliminations section above. **Horses unable to attempt a fence due to disobediences in front of them in the mock hunt field must circle to the back of the field to reattempt. Reattempts do count as a disobedience, as they are the result of following too closely in the field.**

Horses will be eliminated during the mock hunt for failing to follow or for overtaking the Master (off course). See Eliminations section above for more information.

Ties in preliminary competition will be broken with the mock hunt score. Two elements of the Finale course will be identified as tie breakers.

In the Under Saddle phase, horses will assemble in the designated area and follow instructions as dictated over a bullhorn. In the Individual Test, judges will radio to a starter to send horses out on course. In the Mock Hunt, the field will follow the direction of the Master and staff.

Field Hunter Attire and Equipment

Ratcatcher or formal hunting attire are both acceptable. Riders may wear colors if desired. ASTM-approved helmets are required for all riders. Horses should be properly turned out in traditional hunting tack. Braiding is optional. Horse and rider are not judged on appointments. See the Master of Foxhounds Association Guidebook for clarification on hunting appointments. See Equipment section above for more information.

FREESTYLE

Preliminary Competition Format (150 points)

This category of competition allows trainers to present horses in disciplines other than the nine offered, or to perform in any manner that demonstrates the trainability and talent of the horse. Trainers will perform a five-minute routine of their own creation which includes minimum compulsory movements and additional skills as desired.

Judges will consider the quality of fundamental training skills demonstrated in compulsory movements, the degree of difficulty of the performance, and the demeanor of the horse.

Compulsory Movements (60 points)

All trainers must include each of the following compulsory movements at least once in their Freestyle re-

ardless of the mode in which they choose to present their horse (ridden, driven, bridleless or bareback, at liberty, etc.). Each movement is worth 10 points and if movements occur more than once throughout the performance, they will be averaged.

- a) Halt with immobility for a minimum of a five-second count
- b) Backing four steps
- c) Large figure-eight at the trot/jog
- d) Large canter/lope circle left
- e) Large canter/lope circle right
- f) Simple or flying lead change through change of direction

Overall Impression Scores (60 points, each category with a coefficient of two)

- a) **Attention, Communication, and Connection (10 points): Observable connection, clarity, fluidity, subtlety, ease of communication between horse and trainer**
- b) Relaxation (10 points): The horse demonstrates relaxation and enjoyment of the work being asked. Does not show signs of resistance or tension.
- c) **Degree of Difficulty (10 points): Presenting the horse bridleless or at liberty, more advanced flatwork, or use of challenging props, for example**

Entertainment Value (10 points)

Creativity with props, costuming, theme, or music.

Performances will be scheduled at eight-minute intervals which includes up to five minutes of judged time and three minutes of prop-setting time. Trainers exceeding the total eight minutes of arena time will incur a .5-point fault for every full second in the arena over the allowed time.

Placings for preliminary competition will be determined by the sum of these scores, averaged between the two judges and will any time faults deducted.

Finale Competition Format (150 points)

The five horses with the highest score after the preliminary test will advance to the Finale **on a** clean-slate score to complete another routine scored in the same fashion as preliminary competition to determine 1st-5th Finale placings. Trainers may perform the same routine or a new one. The same specifications apply to the Finale performance.

Additional Information

Team Format

A minimum of two trainers must ride, drive, or otherwise participate in the direction of the horse during the Freestyle performance.

Freestyle-Specific Eliminations, Faults, Ties, and Formalities

Trainers will be immediately excused and eliminated for performances that involve prohibited props or elements as described below, or any riding deemed by the judges to be unsafe. See Eliminations above for more information.

Time faults will be assessed for going over arena time as described above.

Ties in both preliminary competition and the Finale will be broken using first the Relaxation score and next the Degree of Difficulty.

In both preliminary and Finale competition, judges will radio the in-gate when they are ready for the next horse. Riders will signal the announcer's booth to start the music (which they may do from the in-gate prior to entering the arena) and the five minutes of judged time will start when the horse enters the arena.

Guidelines and Restrictions for the Freestyle Performance

- 1) The freestyle competition will take place in the 130' x 300' Covered Arena. Gate openings will be blocked with cow panel for safety during liberty performances.
- 2) Music must be expletive-free and "family friendly." [Music must be uploaded via the Trainer Portal no later than 5 PM the evening prior to the Freestyle competition.](#)
- 3) There will be no microphone provided or allowed for the trainer or anyone else to narrate the performance.
- 4) Power sources will not be provided for props.
- 5) Each horse will be given a maximum of five minutes to perform and an additional three minutes will be provided for set-up and take-down of props. In cases where props take more than three minutes to set up and remove, performances must be shortened to ensure that the next horse can start on time. No contestant will be allowed more than a total of eight minutes for performance plus set-up and take-down. An LED timer at the announcer's booth will display a countdown for trainers to reference throughout their time in the arena and trainers will be penalized for going over time. A 30-second warning to the end of the five-minute time will be announced in the arena. In the event of a timer malfunction, a stopwatch will be used, and trainers will be informed that the timer will not be visible.
- 6) Trainers will describe in advance any props that will be used and provide their own crew for setup and removal. Plans to use firearms, animals other than horses, or any props that might be disruptive to horses must be pre-approved by the RRP. Firearms must be checked by the Freestyle steward prior to the start of the performance. Pyrotechnics or props that produce fire of any type are strictly prohibited. Risky or unsafe maneuvers will not be rewarded in scoring. Inclusion of individuals under the age of 12 in routines is prohibited. Other individuals participating in routines who are not already-accepted trainers must sign a liability release. Judges may end the performance at any time and eliminate the entry if they determine that the horse or Trainer are at risk, or the horse is suffering from abuse.

Freestyle Attire and Equipment

Trainers must choose equipment that is safe and not harsh to the horse. Non-traditional or potentially controversial equipment may be pre-approved by the RRP in advance of the competition. Email inquiries to secretary@therrp.org.

Costumes and props for both horse and rider must be designed with consideration for safety and family-friendly presentation. Additionally, the RRP discourages acts of cultural appropriation in Freestyle routines, defined as "the unacknowledged or inappropriate adoption of the customs, practices, ideas, etc. of one people or society by members of another and typically more dominant people or society." The horse has played a primary role in many cultures worldwide throughout history. Trainers wishing to honor those cultures are asked to do so with the utmost respect and sensitivity.

Adult trainers may choose to ride without a helmet if desired as a part of their costume. ASTM-approved helmets are required in routines which include jumping.

Judges and Stewards have the authority to require removal or alteration of equipment, costumes, or props that they deem to be inhumane, inappropriate, unsafe, or create unfair advantage in competition. See Equipment section for more information.

POLO

Preliminary Competition Format (95 points)

Horses will complete a two-part test designed to assess their preparedness to be ridden competitively on a team, judging horse's adjustability, straightness, handiness, and speed and agility. This test will take place on one of the Kentucky Horse Park's polo fields with boundaries defined to only use approximately half of the field.

Short Work (40 points, each with a coefficient of .5)

Horses will **complete the Short Work pattern (see index) comprised of the following compulsory movements** scored on a scale of 0 to 10:

- a) Right circles: one large fast, one small slow (10 points)
- b) Left circles: one large fast one small slow (10 points)
- c) Lead changes right to left (10 points)
- d) Lead change left to right (10 points)
- e) Rollback right to left (10 points)
- f) Rollback left to right (10 points)
- g) Halt and back (10 points)
- h) Gallop (10 points)

Stick and Ball Work (40 points)

Trainers will stick and ball for up to two and a half minutes which must include at least one of each of the following compulsory strokes scored on a scale of 0 to 10:

- a) Near side forehand (10 points)
- b) Off side forehand (10 points)
- c) Near side backshot (10 points)
- d) Off side backshot (10 points)

A pattern is not provided for the Stick and Ball work. If any strokes are performed more than once, a score will be awarded for each occurrence and then averaged.

Overall Impressions (20 points)

- a) Calmness of horse
- b) Responsiveness to aids

Placings for preliminary competition will be determined by the sum of these scores, averaged between the two judges.

Finale Competition Format (120 points)

The five horses with the highest score after the preliminary test will advance to the Finale on a clean-slate score to complete a two-part test averaged between the two judges to determine 1st-5th Finale placings.

Horses will first complete the same short work pattern from preliminary competition. Then, all five horses plus a sixth volunteer (either another player from the division or a non-competing player) will play three-on-three in a seven-minute chukker. The competitive nature and speed of the chukker will be determined by the trainers and judges before the start of the Finale and upheld by an umpire.

Finale Short Work Pattern (80 points)

The Finale short work will be scored in the same fashion as the preliminary competition, except without the .5 coefficient.

Finale Chukker (50 points)

Each of the following will be scored on a scale of 0 to 10:

- a) Calmness of horse (10 points)
- b) Responsiveness to rider (10 points)
- c) Adjustability of pace (10 points)
- d) Straightness and pace (10 points)
- e) Speed and agility (10 points)

Although the Finale competition for Polo is in two phases, the same rider must present the horse for both phases.

Additional Information

Team Format

Team horses must be presented by two trainers, one for each part of the test. One trainer will present the horse in the Finale.

Polo Eliminations, Faults, Ties, and Formalities

Horses may be eliminated from the Finale chukker by the umpire for unsafe play. See Eliminations section for more information.

In preliminary competition, ties will be broken with the Stick and Ball score. In Finale competition, ties will be broken first with the Responsiveness to Rider and next with the Calmness of Horse scores from the Chukker.

In both preliminary and Finale competition, judges will indicate by whistle (or other start sound) when they are ready for the trainer to commence each phase of the discipline test. [The umpire will direct play in the Finale chukker.](#)

Polo Attire and Equipment

Attire and equipment are to be in accordance with [United States Polo Association Rulebook](#). Polo horses may school and compete in draw reins. See Equipment section above for more information.

RANCH WORK

Preliminary Competition Format (250 points, variable depending on course design)

The Ranch Work test has two parts. First, horses will perform [AQHA Ranch Riding Pattern 1](#), followed by a ranch trail test. Judges will be looking for horses who are prepared to become a working and/or competing ranch horse, characterized by a desire to move forward at an even pace and to negotiate tasks commonly found in a ranch setting without resistance, as well as a keenness for cattle work.

Ranch Riding Pattern (120 points)

Each maneuver will be judged on a scale of 0 to 10, 0 being not performed and 10 being excellent.

Ranch Trail (100 points, dependent on course design)

Each obstacle will be judged on a scale of 0 to 10, 0 being not performed and 10 being excellent.

Judges may choose to award partial credit at their discretion for an attempt on an obstacle that is not completed, if the effort is mostly completed and demonstrated the skills necessary to negotiate the obstacle. The course will demonstrate all three gaits and may include but is not limited to any of the following elements:

- Exposure to cattle
- A gate
- A bridge
- Sidepassing
- Backing
- Dragging an object
- Riding over logs or poles
- Ground tying
- Swinging and throwing rope

Show management reserves the right to include other elements not on this list that reasonably represent tasks that could be asked of a working ranch horse.

Course maps will be distributed and course will open for inspection on foot for 20 minutes prior to the start of the class. The course will have a maximum time based on course design which will be published on course maps. Horses exceeding the maximum course time will be eliminated and excused (indicated by whistle or other alert sound) and must exit the course immediately in the most direct route available.

Overall Impression Scores (30 points)

- a) Responsiveness to Aids (10 points)
- b) Demeanor (10 points)
- c) Interaction with Cattle (10 points)

Placings for preliminary competition will be determined by the sum of these scores, averaged between the two judges.

Finale Competition Format (80 points)

The five horses with the highest score after the preliminary test will advance to the Finale on a clean-slate score to complete a cattle-sorting test. Impression scores averaged between the two judges and added to points for correctly sorted cattle to determine 1st-5th Finale placings.

Sorting (50 points)

Ten cattle numbered 0-9 will be in a pen configured in a figure-eight with a gap in between. The judges will give the trainer a cow number and the horse will cross the middle of the pen, starting a three-minute timer, and proceed to sort cattle into the opposite side of the pen, starting with the assigned number and working in ascending order. If a correctly sorted cow passes back into the original side of the pen, the horse must move that cow back before moving on to the next. If a cow passes into the opposite side out of order, the horse/trainer must move it back to the original side before proceeding to the next number cow. Trainers will sort as many cows as they can within the three minutes. Correctly-sorted cows, [fully in the opposite side of the pen](#) at the conclusion of the three minutes are counted for five points each.

Overall Impression Scores (30 points)

- a) Proficiency with cattle (10 points)
- b) Responsiveness to aids (10 points)
- c) Horse's demeanor (10 points)

Additional Information

Team Format

Team horses must be presented by two trainers, one for each part of the test. One trainer will present the horse in the Finale.

Ranch Work Eliminations, Faults, Ties, and Formalities

Horses are eliminated for going off pattern in the Ranch Riding pattern.

[Horses exceeding the maximum course time on the Ranch Trail course will be excused \(indicated by whistle or other alert sound\) and must exit the course immediately via the most direct route available. They are not eliminated and will be given a scorecard reflecting the obstacles **initiated** within time.](#)

[Trainers may elect to skip obstacles either prior to or after initiating an attempt at an obstacle by raising their hand and indicating to the judge that they intend to skip. Appearing to initiate an obstacle out of sequence without the trainer indicating their intent to skip an obstacle, or exiting the path reasonably interpreted by the course map, is considered off course. Horses eliminated for going off course may complete the course at the discretion of the judges if they are still under course time. See Faults and Eliminations section above for more information.](#)

Trainers will not be faulted for using their hand to praise their horses.

For preliminary competition, three obstacles of the ranch trail test will be identified as tie breaking elements. [For Finale competition, ties will be broken with the sorting score, then by the Proficiency with Cattle score.](#)

For preliminary competition, judges will radio the in-gate when they are ready for a horse. Judging will (and time in the case of the trail course) commence when the horse enters the arena. For the Finale sorting, judg-

es direct the trainer to commence sorting by whistle or other alert sound after giving the trainer the starting cow number.

Ranch Work Attire and Equipment

Western tack and attire are required. Adult trainers may wear either a western hat or ASTM-approved helmet. Trainers must wear a long-sleeved western shirt; chaps or chinks are optional.

Wraps, protective boots, and hoof boots are permitted.

Horses may be ridden in a snaffle bit or bosal regardless of age. Riders shall ride horses in this tack with two hands. Mechanical hackamores, side pulls and other bitless bridles are prohibited. Gag and slip bits are prohibited whether used with one or two hands. Cavessons are prohibited.

Snaffle bits include O- or loose ring, eggbutt or D-ring; snaffle bit rings may be no larger than 4" in diameter. The inside circumference of the snaffle bit ring must be free of rein, curb or headstall attachments which provide leverage. The mouthpiece should be round, oval, or egg-shaped and be constructed of unwrapped smooth metal. The mouthpiece may be inlaid, but it must be smooth. The mouthpiece may be solid, or may be two or three pieces; three-piece mouthpieces may include a connecting bar or a round connecting barrel. All snaffle bits must include a leather curb strap, attached below the reins; curb straps should be a minimum of 1/2" inch in width and lie flat against the jaw. Mecate reins, including a tie rein, may be used with a snaffle bit; otherwise, split reins must be used.

Bosals must use a complete mecate rein, including a tie rein. Bosals should be constructed of flexible, braided rawhide, leather, or rope, and have a non-metal flexible core. There must be no rigid material under the jaw, no matter how padded. Horse hair bosals are prohibited.

Trainers riding in a shank bit will do so with one hand only. Two-handed riding in a shank bit will result in a penalty for the maneuver. The hand on the reins may not be changed, with the exception of during the ranch trail when necessary to execute an obstacle (i.e. opening a gate). Reins should be returned to the original hand after completion of the obstacle.

Shanks shall not exceed 8" in length, and shanks may be fixed or loose. The mouthpiece should be round, oval, or egg-shaped and be constructed of unwrapped smooth metal. The mouthpiece may be inlaid, but it must be smooth. Mouthpieces may be solid, single or double-jointed. Nothing may protrude beneath the bar, such as extensions or prongs. Ports are to be no higher than 3 1/2"; rollers and covers are acceptable. All shank bits must be used with a curb strap or chain. Curb straps should be constructed of leather or chain and be a minimum of 1/2" inch in width, lie flat against the jaw and be free of barbs, wire and twists.

Reins used with a shank bit must be either split or closed with romal. Closed reins without romal may not be used. Romal will be carried in the free hand with approximately 16 inches of space between the free and rein hand. No finger between the reins is allowed. For ranch trail obstacles including a ground tie, trainers using romal should use a get-down rope or hobbles. The get-down rope may be run through an optional bosalito.

Get-down ropes and mecate tie reins must be directly secured either to the Trainer's belt loop or tied around the horn, with appropriate slack as to not act as a restraint.

Headstalls may not be constructed of wire, solid metal or twisted rawhide, no matter how padded. Decorative rawhide is permitted. Tie-downs, or any mechanism that restrains the head or neck, are prohibited.

Optional equipment includes a rope or riata, hobbles (attached to saddle) to use for ground tying, spurs (which may not be used in front of the cinch) or a get-down rope, which may or may not be run through a bosalito.

Spur shanks may not exceed 2.5" in length. Spur rowels may not exceed 1" in diameter and must be blunt. See Equipment section above for more information.

SHOW HUNTER

Preliminary Competition Format (230 points)

Show hunters are subjectively judged, based on the horse's quality of movement and performance both over fences and under saddle. Judging will be based on style, pace, rhythm, manners, and relaxation. Horses will be scheduled in groups of no more than 12 based on course height, jumping two over-fences trips at the same height, and judged on the flat in a group in the Under Saddle phase.

Over Fences (160 points: 80 points per course)

Each horse will jump two show hunter courses comprised of eight fences. Trainers may elect to jump the courses set at 2'6" or 3'. Height selections will be made on the final entry form. Trainers should select the height that best demonstrates the quality and progress of their training. Horses will be scored on a scale of 0 to 10 on each fence for a total of 80 points per round.

Over Fences Impression Scores (30 points: 30 per course with a coefficient of .5)

- a) Pace (10 points)
- b) Style over fences (10 points)
- c) Manners (10 points)

A rotation within the group will be kept at the in-gate for the two over fences trips. Horses may complete their two trips back-to-back without exiting the arena. A well-executed flying change will be rewarded over a simple change. A simple change will be rewarded over a poorly executed flying change.

Under Saddle (40 points)

Following the two over fences rounds, horses will be judged on the flat in groups no larger than 12 at the walk, trot, and canter both ways of the ring. Judges will score the following qualities:

- a) Relaxation (10 points)
- b) Rhythm (10 points)
- c) Style of movement (10 points)
- d) Manners (10 points)

Placings for preliminary competition will be determined by the sum of these scores, averaged between two judges.

Finale Competition Format (110 points)

The five horses with the highest score after the preliminary test will advance to the Finale **on a** clean-slate score to complete one more over fences round, scored in the same fashion as preliminary competition (80 points for the over fences trip and 30 points on impression scores averaged between two judges). The trainer will select the height of their course at the Finale briefing.

Additional Information

Team Format

Team horses must be presented by two trainers and up to three, one rider in each trip. One Trainer will present the horse in the Finale.

Show Hunter Eliminations, Faults, Ties, and Formalities

See Eliminations section for more information on faults and eliminations applicable to Show Hunters.

In preliminary competition ties will be broken with the over fences score from the second trip. **In Finale com-**

petition ties will be broken first with the Pace score and next with the Style score.

Riders will enter the ring and wait for a start signal sound from the judge before starting their course. A courtesy circle is optional. In the under-saddle portion, trainers will follow direction from the announcers' tower.

Show Hunter Attire and Equipment

Attire and equipment are to be in accordance with USEF Hunter Division Rules Subchapter HU-3. See *Equipment* section above for additional information.

SHOW JUMPER

Preliminary Competition Format (250 points, variable on course design)

Trainers will select a maximum jump height of 2'6", 3' or 3'3". Height selections will be made with discipline selections on the final entry form. The test includes four parts:

Phase One: Flat Work (scored in Overall Impression)

Each horse will enter the arena at a trot, halt, and salute the judges. Upon hearing the start signal, they will then proceed to perform a simple flatwork pattern which may be started tracking in either direction. See Competition Patterns section for more information on this flatwork pattern.

Phase Two: Gymnastic (scored in Overall Impression)

After the conclusion of the flat work horses will proceed, without stopping or waiting for a signal, to complete a gymnastic exercise starting with a single trot pole set at 9' before a crossrail set at 19' before an ascending oxer. The back rail on the oxer will be set at the maximum height of the round to be jumped. Dropped rails or disobediences in the gymnastic will be reflected in the Impression scores.

Phase Three: Jumping Round One (90 points, variable dependent on course design)

After the gymnastic exercise horses will proceed, without stopping or waiting for a signal, to canter a show jump course of 8-12 efforts, that includes one combination. Heights will be 2'6", 3' or 3'3" as selected by the trainer before the start of the Makeover. This course will be ridden for optimum time at 350 meters per minute, as posted on the course map. Judges will award a score of 0 to 10 on each jumping effort. Time faults will be assessed at a rate of .5 points per commenced second over Time Allowed deducted from the total points. A timer display will be used.

Phase Four: Jumping Round Two (60 points, variable dependent on course design)

Following the conclusion of Phase Three, trainers will wait for the start signal before cantering a shortened course over some of the same jumps set at the same specifications. This course will present turning or adjustability questions and may include fence options which will allow the trainer to demonstrate the horse's suitability for Show Jumping. Round two will not be timed and speed greater than 350 meters per minute will not be rewarded at the sacrifice of balance, adjustability, or jumping form. Judges will award a score of 0 to 10 on each jumping effort.

Each effort in a combination (A/B fences) is scored separately and averaged.

Overall Impression Scores (100 points)

The flatwork and gymnastic performances will be assessed in this category along with the two rounds. Judges will award a score of 0 to 10 on the following qualities, each with a coefficient of 2):

- a) Way of Moving: Balance, stride, adjustability, and rhythm
- b) Acceptance of rider's aids
- c) Straightness between fences and over the jumps
- d) Relaxation, confidence, carefulness
- e) Jumping Technique: Elevation, use of the back, front end, back end, and balance off the ground

Preliminary competition results will be determined by the sum of these scores, averaged between the two judges. Time and jumping faults will be assessed as described in the Show Jumper Eliminations, Faults, Ties, and Formalities section below.

Finale Competition Format (200 points, variable dependent on course design)

The five horses with the highest score after the preliminary competition will advance to the Finale on a clean-slate score to complete two rounds, scored in the same fashion as preliminary competition (but with no flat work or gymnastic phases). The jump height will be chosen by the trainer at the Finale briefing.

Additional Information

Team Format

Team horses will be presented by two trainers: **one for the Phases One and Two, the second for Phases Three and Four.** **The team horses will exit the arena following Phase Two to change trainers. After the next few scheduled rounds have gone, the steward will rotate the horse back in with the second trainer to complete the second half of their test.**

Show Jumper Eliminations, Faults, Ties, and Formalities

Jumping and time faults and eliminations are assessed in accordance with the Faults and Eliminations section above. If eliminated, trainers may complete the remainder of the test at the discretion of the judge.

Time faults for Phase Three will be assessed by deducting .5 of a point for each commenced second over Time Allowed. Ties will be broken with the time closest to Optimum Time on round one in preliminary and Finale competition respectively. Horses exceeding the Time Limit are eliminated.

Optimum Time is determined using the standard formula of four seconds less than Time Allowed. Time Allowed is determined based on speed of 350 m/m. The Time Limit is twice the Time Allowed. Course times may only be adjusted once during the early rounds of the competition, never later than after the third competitor to complete Round One without a disobedience.

In Finale competition, trainers will approach the judges stand to salute and will commence their round one at the sound of the whistle and will wait for a whistle to commence round two.

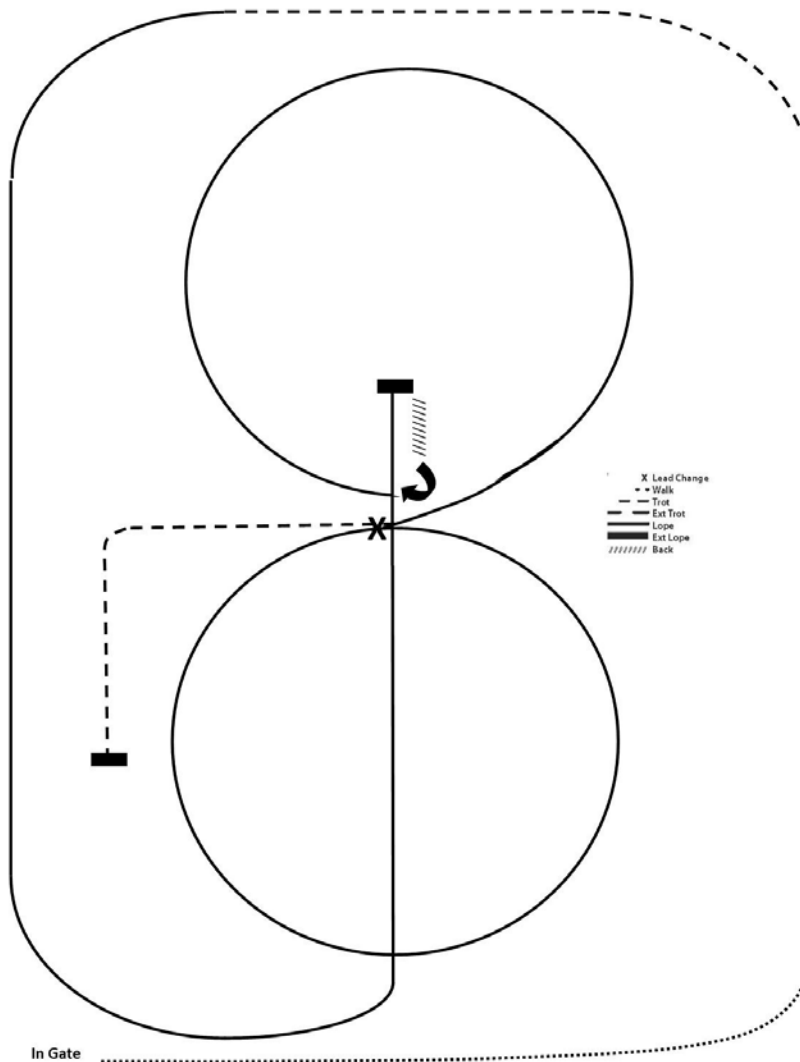
Show Jumper Attire and Equipment

Attire and equipment are to be in accordance with USEF Rules for Jumpers Subchapter JP-1. **Only running or standing martingales are permitted.** See Equipment section above for more information.

APPENDIX: SAMPLE SCORECARDS, COMPETITION PATTERNS, AND OTHER REFERENCES

Full-size PDFs of all patterns and tests are available for download from the Trainer Portal.

BARREL RACING: HORSEMANSHIP PATTERN



1. Enter the arena at walk
2. Jog
3. Pick up the left lead and lope down the long side and up the center
4. Halt
5. Back three steps
6. Execute a 3/4 turn to the right
7. Depart and lope a circle to the right
8. Flying or simple change and lope circle to the left
9. Begin jog at center
10. Halt and pause to show completion of pattern

BARREL RACING: HORSEMANSHIP PATTERN CONTINUED SCORECARD

Judge's Scorecard

☐ -Eliminated

☐ -Rider Fall

Thoroughbred Makeover Preliminary Competition

Barrel Racing Horsemanship Pattern

No: _____ | Judge 1
 Trainer: _____
 Horse: _____
 Date/Time: _____

Award 0 to 10 points in each of the following movements with 10 being excellent.

Movements	Comments	Score (0-10)
1. Walk		
2. Jog		
3. Left Lead Lope		
4. Halt		
5. Back		
6. 3/4 Turn Right		
7. Lope Circle Right		
8. Change Leads and Lope Circle Left		
9. Jog		
10. Halt		

Additional Comments

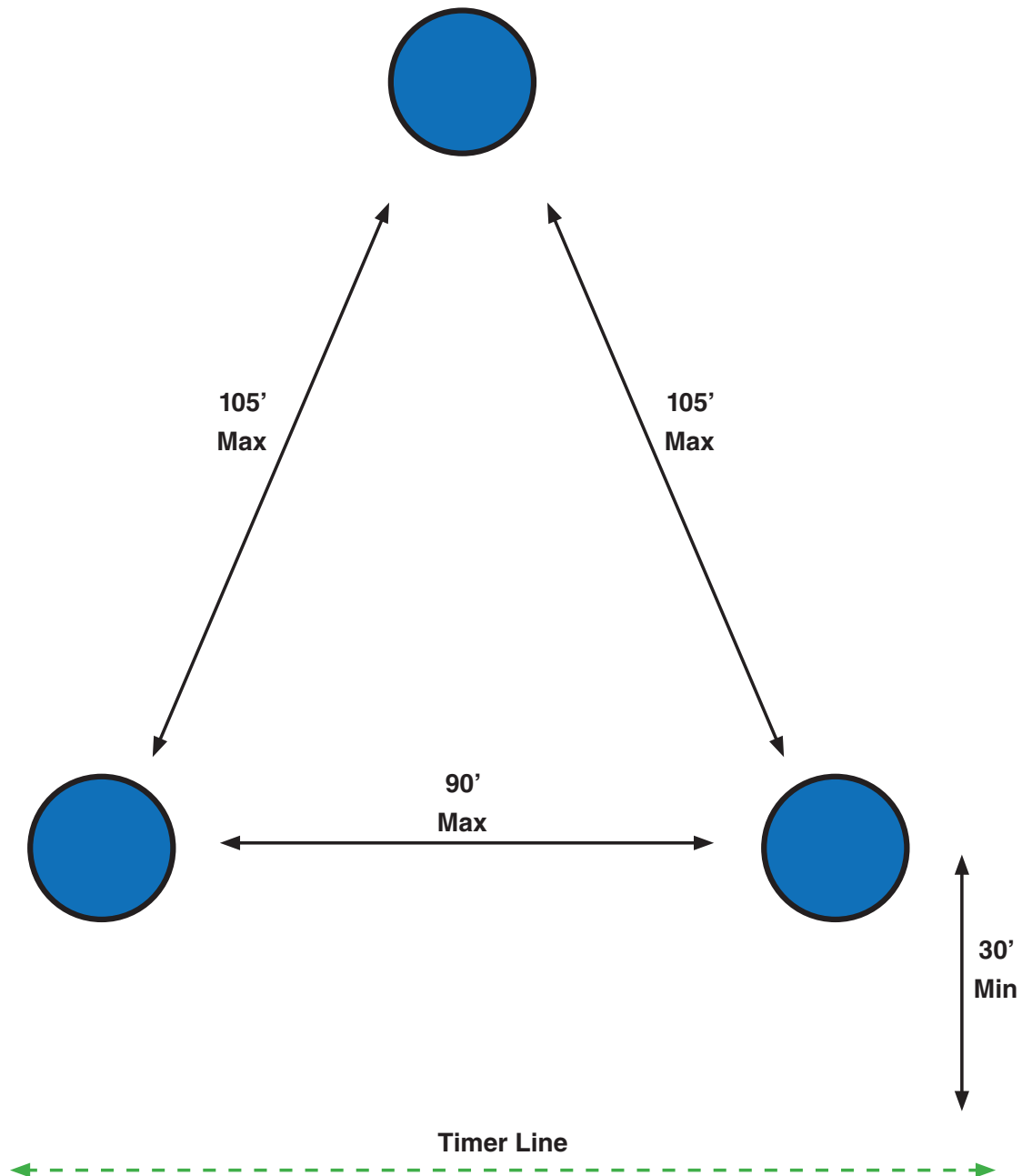
Total (Office Only)

Base Score:	100
- Total:	
X 0.05 = Seconds Added:	

Judge: _____

BARREL RACING: BARREL PLACEMENT DIAGRAM

*Barrel Racing will take place in the 130'x330' Covered Arena.
Judges are located in the middle of the left long side. In and out gates are at the bottom left and right of the diagram.*



COMPETITIVE TRAIL SCORECARD

Judge's Scorecard

☐ -Eliminated

☐ -Rider Fall

Thoroughbred Makeover Preliminary Competition

Competitive Trail

No: _____ | Judge 1

Trainer: _____

Horse: _____

Date/Time: _____

Award 0 to 10 points per obstacle with 10 being excellent. Partial scores allowed on incomplete obstacles. Trainers are to be excused if they exhaust the maximum time for the trail course and will receive zeros for any remaining obstacles.

Obstacle Scores

Obs	1	2	3	4	5
Score					

Overall Impression Scores

Qualities	Comments	Score (0-10)
1. Responsiveness to Aids Acceptance of aids, relaxation, softness in the bridle		
2. Evenness of Pace Moving through the course with a regular pace - no rushing, stalling, etc.		
3. Demeanor Confidence, willingness to perform the task at hand		

Additional Comments

Total (Office Only)

Obstacle Score:	
+ Impression Score X 0.5:	
= Total Score:	

Judge: _____

DRESSAGE: USEF TEST



2023 USEF TRAINING LEVEL TEST 2

PURPOSE

To confirm that the horse demonstrates correct basics, by showing suppleness both laterally and longitudinally, moving freely forward in a clear rhythm with a steady tempo, and readily accepting contact with the bit. Correct geometry and lines of travel should be shown.

All trot work may be ridden sitting or rising, unless otherwise stated.
Halts may be through the walk.

READER PLEASE NOTE: Anything in parentheses should not be read.

INTRODUCE

Stretch circle in trot

ENTRY NO:

Conditions:

ARENA SIZE: Standard or Small
AVERAGE RIDE TIME: 5:30 (Std.) or 4:30 (Small)
(from entry at A to final halt)
Suggested to add at least 2 min. for scheduling purposes

MAXIMUM PTS: 290

		TEST	DIRECTIVES	POINTS	COEF	TOTAL	REMARKS
1.	A X	Enter working trot Halt, salute Proceed working trot	Regularity and quality of trot; willing, calm transitions; straightness; attentiveness; immobility (min. 3 seconds)				
2.	C B	Track right Circle right 20m	Regularity and quality of trot; shape and size of circle; bend and balance				
3.	K-X-M	Change rein	Regularity and quality of trot; straightness; bend and balance in corner		2		
4.	Between C & H	Working canter left lead	Willing, calm transition; regularity and quality of gaits; bend and balance in corner; straightness		2		
5.	E	Circle left 20m	Regularity and quality of canter; shape and size of circle; bend; balance				
6.	Between E & K	Working trot	Willing, calm transition; regularity and quality of gaits; straightness; bend and balance in corner				
7.	A Before A A	Circle left 20m rising trot, allowing the horse to stretch forward and downward while maintaining contact Shorten the reins Working trot	Forward and downward stretch over the back into a light contact, maintaining balance and quality of trot; bend; shape and size of circle; willing, calm transitions				
8.	F F-E	Medium walk Change rein, medium walk	Willing, calm transition; regularity, overtrack, and quality of walk		2		
9.	E-M M	Change rein, free walk Medium walk	Regularity and quality of walks; reach, overtrack, and ground cover of free walk allowing complete freedom to stretch the neck forward and downward; straightness; willing, calm transitions		2		
10.	C	Working trot	Willing, calm transition; regularity and quality of trot; bend and balance in corner; straightness				
11.	E	Circle left 20m	Regularity and quality of trot; shape and size of circle; bend; balance				
12.	F-X-H	Change rein	Regularity and quality of trot; straightness; bend and balance in corner		2		
13.	Between C & M	Working canter right lead	Willing, calm transition; regularity and quality of gaits; bend and balance in corner; straightness		2		
14.	B	Circle right 20m	Regularity and quality of canter; shape and size of circle; bend; balance				
15.	Between B & F	Working trot	Willing, calm transition; regularity and quality of gaits, straightness; bend and balance in corner				
16.	A X	Down centerline Halt, salute	Bend and balance in turn; regularity and quality of trot; willing, calm transition; straightness; attentiveness; immobility (min. 3 seconds)				
Leave arena at A in free walk.							

©2022 United States Dressage Federation (USDF) and United States Equestrian Federation (USEF). All rights reserved. Reproduction without permission is prohibited by law.
Neither USDF nor USEF is responsible for any errors or omissions in the publication or for the use of its copyrighted material in an unauthorized manner.

DRESSAGE: WDAA TEST



WDAA 2022 WESTERN DRESSAGE BASIC LEVEL TEST 1

WESTERN DRESSAGE ASSOCIATION® OF AMERICA

PURPOSE Tests confirm that the horse is supple and moves freely forward in a clear and steady rhythm, accepting light contact with the bit. The horse demonstrates a greater understanding of the aids and calm acceptance of the bridle; greater emphasis is placed on relaxation, willing cooperation, harmony, rideability and pure gaits. The horse is beginning to develop more impulsion and balance.	NEW REQUIREMENTS 20 meter circle at the free jog 20 meter circle at the working lope	ENTRY NO: _____ ARENA SIZE: Small (40m x 20m) or Large (60m x 20m) AVERAGE RIDE TIME: 5:00 (Small) or 6:00 (Large) MAXIMUM PTS: 260
---	---	--

All jog work may be ridden sitting or rising.

*COEFFICIENT

		TEST	DIRECTIVES	POINTS	*	TOTAL	REMARKS
1	A	Enter working jog	Straightness; straight, balanced, immobile halt with prompt, smooth transition to jog; regularity and quality of the jog and walk.				
	X	Halt through the walk, salute Proceed working jog					
2	C	Track left, working jog	Balance and bend in the turn and corner; straightness; regularity and quality of the jog.				
3	E	Circle left 20m, working jog	Size and shape of circle with inside bend; regularity and quality of the jog.		2		
4	Before E	Working lope left lead last quarter of the circle	Willing, smooth transition; regularity and quality of the lope.				
5	E	Circle left 20m, working lope	Size and shape of circle with inside bend; regularity and quality of the lope.				
6	Before E	Develop working jog last quarter of circle	Willing, smooth transition; balance and bend in the corner.				
7	Between A & F	Develop working walk	Willing, smooth transition; regularity and quality of the walk.				
8	B - E E	Half circle left 20m, free walk Working walk	Horse willing to freely stretch the neck forward and down; relaxation; swing through the back; ground cover; straightness; willing, smooth transition; balance and bend in corner; regularity and quality of the walks.		2		
9	A B	Working jog Turn left	Willing, smooth transition; balance and bend in the corner and turn; straightness; regularity and quality of the jog.				
10	E	Turn right	Balance and bend in the turn and corner; straightness; regularity and quality of the jog.				
11	C Before C	Circle right, 20m, free jog Gather the reins, working jog	Stretch forward and down over the topline; moderate lengthening of stride and frame; maintaining balance and tempo; smooth, willing release and retake of the reins; size and shape of circle with inside bend; regularity of the jogs.		2		
12	B	Circle right 20m, working jog	Size and shape of circle with inside bend; regularity and quality of the jog.		2		
13	Before B	Working lope right lead last quarter of the circle	Willing, smooth transition; regularity and quality of the lope.				
14	B	Circle right 20m, working lope	Size and shape of circle with inside bend; regularity and quality of the lope.				
15	Before B	Develop working jog last quarter of the circle	Willing, smooth transition; balance and bend in the corner.				
16	A X	Down centerline Halt through the walk, salute	Balance and bend in the turn; straightness; regularity and quality of the jog and walk; balance in downward transition to square, straight halt, immobility.				

Leave arena at A in a walk with looped or long reins.

COPYRIGHT © 2021 WESTERN DRESSAGE ASSOCIATION® OF AMERICA. ALL RIGHTS RESERVED. REPRINTED WITH PERMISSION

© RETIRED RACEHORSE PROJECT

DRESSAGE: DEMONSTRATION RIDE SCORECARD

Judge's Scorecard
☐ -Eliminated

☐ -Rider Fall

**Thoroughbred Makeover
Preliminary Competition**
**Dressage
Demonstration Ride**
No: _____ **| Judge 1**
Trainer: _____

Horse: _____

Date/Time: _____

Award 0 to 10 points in each of the following qualities with 10 being excellent.

Qualities	Comments	Score (0-10)
1. Rhythm		
2. Relaxation		
3. Connection		
4. Impulsion		
5. Straightness		
6. Level of Development		

(Office Only) = Total:

Additional Comments

Judge: _____

EVENTING: DRESSAGE TEST



2022 USEF NOVICE TEST B

Competitor #	
Color of Horse:	
Distinguishing Marks	

	TEST	DIRECTIVES	REMARKS	POINTS
1	A	Enter working trot	Straightness of entry; quality and regularity of trot; balance and bend on turn	
	C	Track right		
2	B	Circle right 20 meters, working trot	Quality and regularity of trot; balance and bend; size and shape of circle	
3	B-F-A-K	Working trot	Willing, calm transitions; quality and regularity of gaits	
	Centered over A	Transition to medium walk 4-6 steps; proceed working trot		
4	K-B-M	Change rein working trot	Quality and regularity of trot; bend and balance on turns; straightness on diagonal	
5	Between M and C	Working canter left lead	Willing, calm transition; quality and regularity of gaits; balance and bend in corner	
6	C	Circle left 20 meters, working canter	Quality and regularity of canter; balance and bend; size and shape of circle	
7	Between E and K	Working trot	Willing, calm transition; quality and regularity of gaits; balance and straightness	
8	B	Circle left 20 meters, working trot	Quality and regularity of trot; balance and bend; size and shape of circle	
9	H-B-F	Change rein working trot	Quality and regularity of trot; bend and balance on turns; straightness on diagonal	
10	Between F and A	Working canter right lead	Willing, calm transition; quality and regularity of gaits; balance and bend in corner	
11	A	Circle right 20 meters, working canter	Quality and regularity of canter; balance and bend; size and shape of circle	
12	Between E and H	Working trot	Willing, calm transition; quality and regularity of gaits; balance and straightness	
13	C	Medium walk	Willing, calm transition; quality and regularity of gaits	
14	M-X-K	Change rein free walk	Quality and regularity of walk, with reach and ground cover, allowing complete freedom to stretch the neck forward and downward	
15	K	Medium walk	Willing, calm transitions; quality and regularity of gaits; bend and balance on turn; straightness on centerline	
	A	Turn left down center line		
	D	Working trot		
16	G	Halt through walk; salute	Willing, calm transition; straight, attentive halt; immobility (min. 3 seconds)	

Leave arena free walk on long rein at A. All trot work may be done rising or sitting unless stated otherwise. Halt may be done through the walk.

COLLECTIVE MARKS		Points	Coefficient	Total
Harmony of athlete and horse	A confident partnership created by adhering to the scale of training.		2	
Comments:				
TOTAL POSSIBLE POINTS:				180

SCORING PROCEDURES FOR EVENTING:	Other Errors:		Errors of Course or Test	
A) Divide the good marks (minus any error of course of test) by the maximum good marks obtainable.	1st	-2	1st	-2
B) Multiply by 100 and round the result to two decimal digits. This value is shown as the individual mark for the judge.	2nd	-2	2nd	-4
C) Subtract the value from 100. The result, rounded to one decimal digit, is the score in penalty points for the test.	3rd	-2	3rd	E
	Penalties		Penalties	
FINAL PENALTY SCORE:				

EVENTING: SHOW JUMPING SCORECARD

Judge's Scorecard

☐

-Eliminated

☐

-Rider Fall

Thoroughbred Makeover Preliminary Competition

Eventing Show Jumping

No: _____ | Judge 1

Trainer: _____

Horse: _____

Date/Time: _____

**Scores for combinations will be averaged.*

Award 0-10 points per obstacle with 10 being excellent. Four faults will be subtracted from the total per disobedience. Indicate disobediences with a 'K' for a rail and 'D' for a stop or runout. Horses may have up to four cumulative disobedience before they are eliminated.

Fence Scores

Fence	1	2	3	4	5	6	7	8A	8B	9
Score										
Faults										

Overall Impression Scores

Qualities	Comments	Score (0-10)
1. Rideability Confidence, response to the aids and attitude		
2. Between Fences Maintaining a rhythm, appropriate pace, desire to go forward, ability to adjust balance before fence, jumping out of stride		
3. Form Over Fences Correct & efficient jumping form, carefulness		

Total (Office Only)

Over Fences Score:	
- Faults:	
+ Impression Score X 0.5:	
= Total Score:	

Judge: _____

EVENTING: CROSS COUNTRY SCORECARD

Judge's Scorecard

☐ -Eliminated

☐ -Rider Fall

Thoroughbred Makeover Preliminary Competition

Eventing Cross Country

No: _____ | Judge 1

Trainer: _____

Horse: _____

Date/Time: _____

**Scores for combinations will be averaged.*

Award 0-10 points per obstacle with 10 being excellent. Four faults will be subtracted from the total per disobedience. Indicate disobediences with a 'D' for a stop or runout. Horses may have up to four cumulative disobedience before they are eliminated.

Fence Scores

Fence	1	2	3	4	5	6	7	8	9	10
Score										
Faults										

Overall Impression Scores

Qualities	Comments	Score (0-10)
1. Rideability Confidence, response to the aids and attitude		
2. Between Fences Maintaining a rhythm, appropriate pace, desire to go forward, ability to adjust balance before fence, jumping out of stride		
3. Form Over Fences Correct & efficient jumping form, carefulness		
4. Open Gallop Desire to go forward, ground cover, balance, ease & efficiency of gallop		

Total (Office Only)

Over Fences Score:	
- Faults:	
+ Impression Score X 0.5:	
= Total Score:	

Judge: _____

FIELD HUNTER SCORECARD

Judge's Scorecard

TCA Thoroughbred Makeover
Preliminary Competition

Field Hunter
Print Out

Bridle #: _____

JC Name: _____

Trainer/Team Name: _____

Award 0-10 points per obstacle with 10 being excellent. Four faults will be subtracted from the total per disobedience. Indicate disobediences with 'D' for a stop or runout. Horses may have up to four cumulative disobediences before they are eliminated.

Individual Test

Obs	1	2	3	4	5	6	7	8	9	10	11	12	Total
Score													
Coeff.				2			2				2		
Faults													

Mock Hunt Jump Faults

Obs	1	2	3	4	5	6	7	8	9	10	11	12	13	14	15	Total
Score																
Faults																

Mock Hunt Impression Scores

Judge/Qualities	1	2	3	Avg
Rideability				
Open Gallop				
Checks				

Under Saddle Impression Scores

Judge/Qualities	1	2	3	Avg
Walk				
Trot				
Canter				
Halt/Stand				
Back				
General Demeanor				

Individual: +

Mock Hunt Jump: +

Mock Hunt Impressions: +

Under Saddle: =

Total Score:

FREESTYLE SCORECARD

Judge's Scorecard

☐

-Eliminated

☐

-Rider Fall

Time Taken: _____

Each full second over 8 minutes = 0.5 Time Faults

Thoroughbred Makeover Preliminary Competition

Freestyle

No: _____ | Judge 1

Trainer: _____

Horse: _____

Date/Time: _____

Award 0 to 10 points in each of the following movements/qualities with 10 being excellent.

Compulsory Movements

Movement	Comments	Score (0-10)	Score (0-10)	Score (0-10)	Avg (Office Only)
1. Halt with Immobility (5 Seconds)					
2. Backing 4 Steps					
3. Large Figure-Eight at the Trot/Jog					
4. Large Canter/Lope Circle LEFT					
5. Large Canter/Lope Circle RIGHT					
6. Simple or Flying Lead Change					

Entertainment Value

Qualities	Comments	Score (0-10)
1. Creativity <small>Props, costuming, theme, or music.</small>		

Overall Impression Scores

Qualities	Comments	Score (0-10)
1. Attention, Communication, and Connection <small>Observable connection, clarity, flu-idity, subtlety, ease of communication between horse and trainer</small>		
2. Relaxation <small>The horse demonstrates relaxation and enjoyment of the work be-ing asked. Does not show signs of resistance or tension.</small>		
3. Degree of Difficulty <small>Presenting the horse bridleless or at liberty, more ad-vanced flatwork, or use of challenging props, for example</small>		

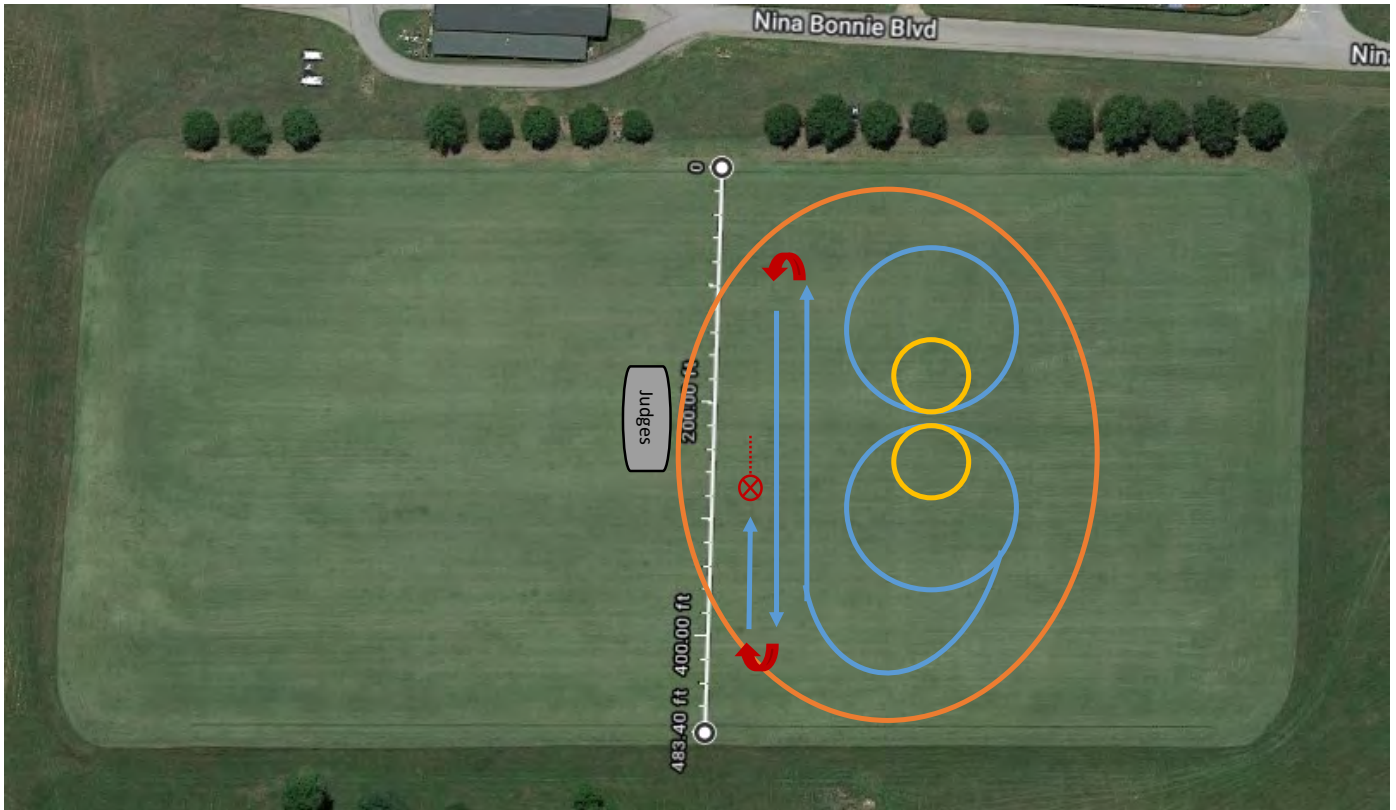
Additional Comments

Total (Office Only)

CM Score:	
+ Entertainment Total:	
+ Impressions X 2:	
- Time Faults:	
= Total Score:	

Judge: _____

POLO: SHORT WORK PATTERN



The short work pattern can be started in either direction. It is not required to start on the right lead as described below. Pattern is roughly to scale.

1. Enter the arena at the trot towards the judges stand and wait for the start signal.
2. Upon the start signal, proceed into canter circles on the right lead: one large and fast, one small and slow
3. Cross the center of the figure-eight, performing a lead change right to left
4. Canter circles on the left lead: one large and fast one small and slow
5. Cross the center of the figure-eight, performing a lead change right to left. Continue to canter on the right lead around the outer circle to position the horse to start to canter a straight line past the judges to the first rollback
6. Rollback to the left, canter back past the judges
7. Rollback to the right, canter half way back
8. Halt and back three to four steps with the horse's side perpendicular to the judges
9. Depart from the halt to show one large gallop loop

POLO: SCORECARD

Judge's Scorecard

☐ -Eliminated

☐ -Rider Fall

Thoroughbred Makeover Preliminary Competition

Polo
No: _____ | **Judge 1**
Trainer: _____

Horse: _____

Date/Time: _____

Award 0 to 10 points in each of the following movements/qualities with 10 being excellent.

Short Work Pattern

Movement	Comments	Score (0-10)
1. Canter Circles Right		
2. Lead Change Right to Left		
3. Canter Circles Left		
4. Lead Change Left to Right		
5. Rollback Right to Left		
6. Rollback Left to Right		
7. Halt and Back 3-4 Steps		
8. Gallop		

Stick & Ball Work

Movement	Comments	Score (0-10)	Score (0-10)	Score (0-10)	Avg (Office Only)
1. Near Side Forehand					
2. Off Side Forehand					
3. Near Side Backshot					
4. Off Side Backshot					

Overall Impression Scores

Total (Office Only)

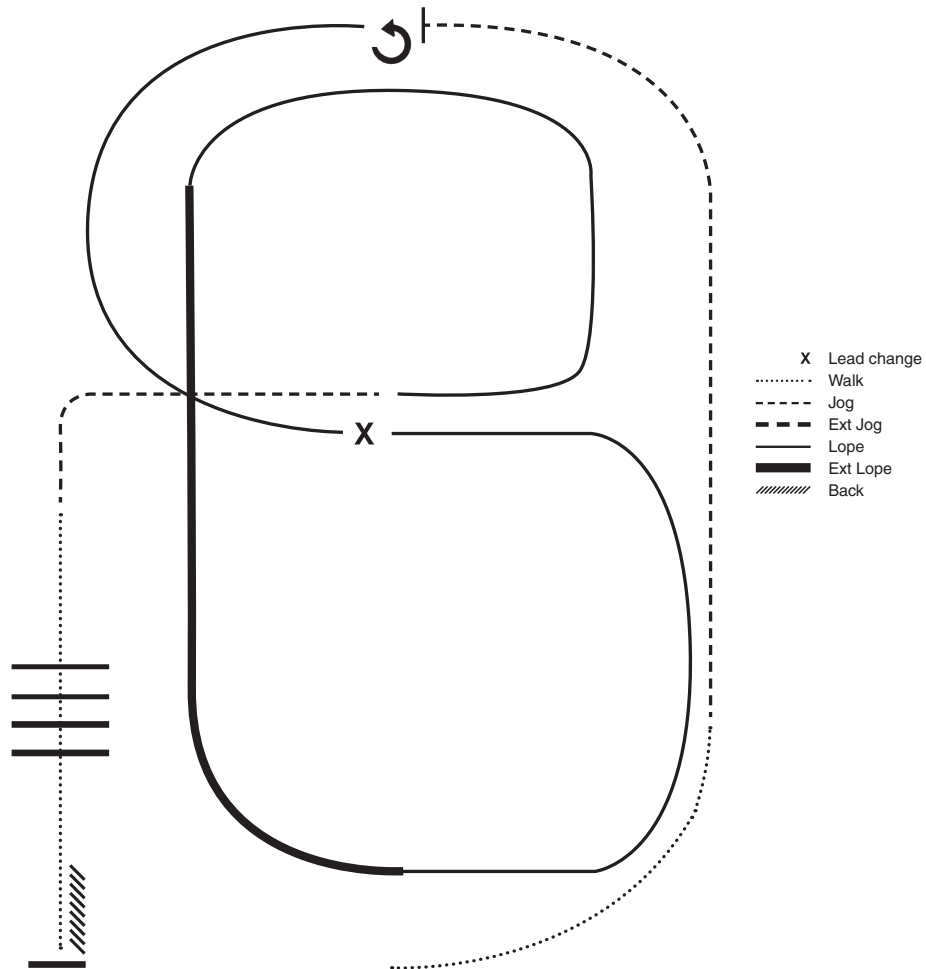
Qualities	Comments	Score (0-10)
1. Calmness of Horse		
2. Responsiveness to Aids		

SW Total X 0.5:	
+ S&B Total:	
+ Impressions:	
= Score Total:	

Judge: _____

RANCH WORK: RANCH RIDING PATTERN

*Ranch Work will take place in the 130x330' Covered Arena.
In and out gates are at the bottom left and right of the diagram.*



- | | |
|---|---|
| 1 Walk | 7 Right lead 1/2 circle |
| 2 Jog | 8 Extended lope up the long side of the arena (right lead) |
| 3 Extend the Jog, at the top of the arena, stop | 9 Collect back to a lope around the top of the arena and back to center |
| 4 360 degree turn to the left | 10 Break down to an extended jog |
| 5 Left lead 1/2 circle, lope to the center | 11 Walk over poles |
| 6 Change leads (simple or flying) | 12 Stop and back |

RANCH WORK: SCORECARD

Judge's Scorecard

☐ -Eliminated

☐ -Rider Fall

Thoroughbred Makeover Preliminary Competition

Ranch Work

No: _____ | Judge 1

Trainer: _____

Horse: _____

Date/Time: _____

Award 0 to 10 points in each of the following movements with 10 being excellent.

Ranch Riding Pattern

Move	1	2	3	4	5	6	7	8	9	10	11	12
Score												

AAward 0 to 10 points per obstacle with 10 being excellent. Partial scores allowed on incomplete obstacles. Trainers are to be excused if they exhaust the maximum time for the trail course and will receive zeros for any remaining obstacles.

Ranch Trail Pattern

Obs	1	2	3	4	5	6	7
Score							

Overall Impression Scores

Qualities	Comments	Score (0-10)
1. Responsiveness to Aids Acceptance of aids, relaxation, softness in the bridle		
2. Demeanor Confidence, willingness to perform the task at hand		
3. Interaction with Cattle Approaches and moves through cattle with no signs of apprehension or distress		

Total (Office Only)

Ranch Riding Pattern Score:	
+ Ranch Trail Pattern Score:	
+ Overall Impression Score:	
= Total Score:	

Judge: _____

SHOW HUNTER SCORECARD

Judge's Scorecard

☐ -Eliminated

☐ -Rider Fall

Thoroughbred Makeover Preliminary Competition

Show Hunter

No: _____ | Judge 1

Trainer: _____

Horse: _____

Date/Time: _____

Award 0-10 points per obstacle with 10 being excellent. Four faults will be subtracted from the total per disobedience. Indicate disobediences with a 'K' for a rail and 'D' for a stop or runout. Horses may have up to four cumulative disobedience before they are eliminated.

Round One

Fence	1	2	3	4	5	6	7	8
Score								
Faults								

Round 2

Fence	1	2	3	4	5	6	7	8
Score								
Faults								

Over Fences Impression Scores

Qualities	Comments	Round 1 (0-10)	Round 2 (0-10)
1. Pace			
2. Style over Fences			
3. Manners			

Under Saddle Impression Scores

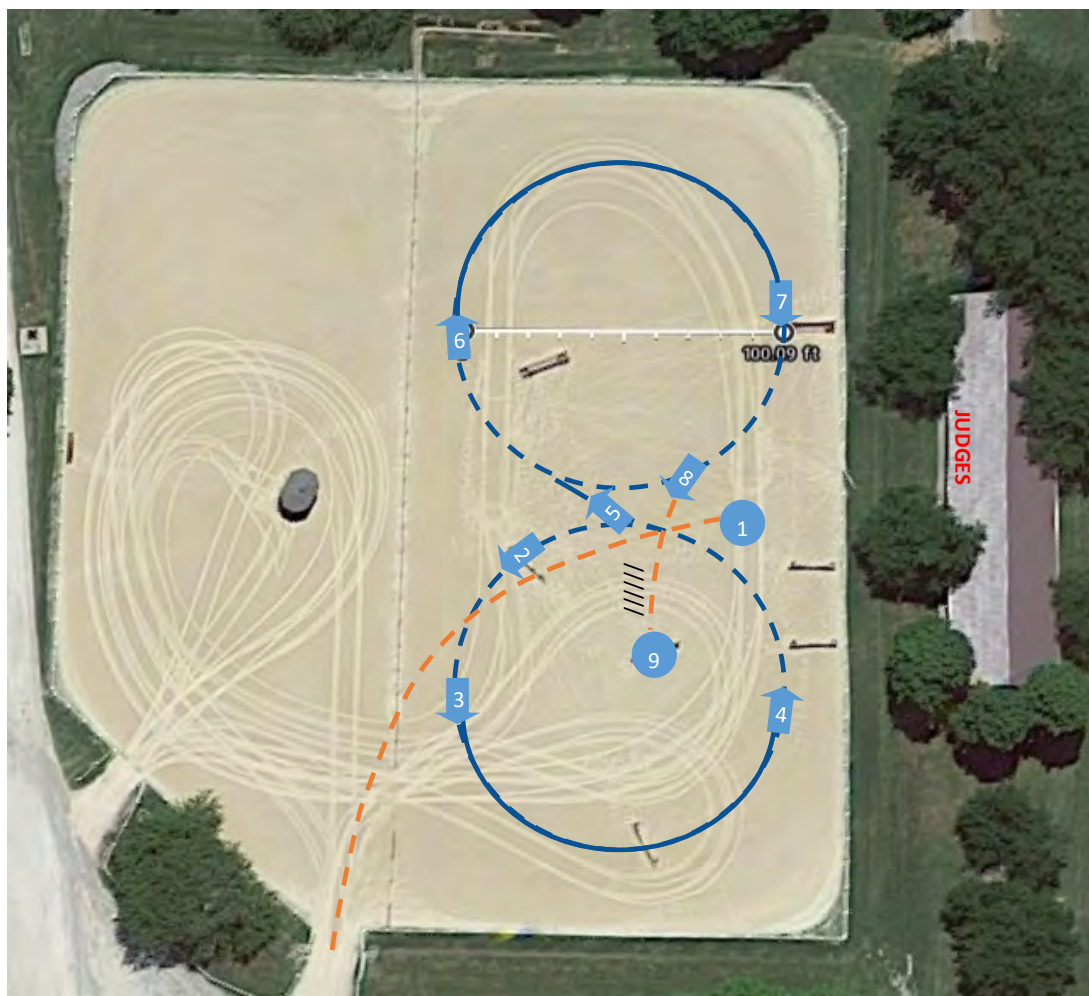
Qualities	Comments	Score (0-10)
1. Rhythm		
2. Relaxation		
3. Style of Movement		
4. Manners		

Total (Office Only)

Round 1:	
+ Round 2:	
- Faults (R1 + R2):	
+ Over Fences X 0.5:	
+ Under Saddle:	
= Total Score:	

Judge: _____

SHOW JUMPER: FLAT PATTERN



— Trot

— Canter

— Lengthen Canter

//// Back

Judges will be looking for a complete pattern that demonstrates adjustability and balance of stride.

The pattern can be executed from either direction.

1. From the in-gate, approach the judges stand at the trot. Halt and salute, and wait for a start signal to begin the figure-eight pattern.
2. To begin the figure-eight pattern, depart to canter in either direction from the walk and begin to form the first circle. *Circles should be large, at least 100 feet in diameter (shown approximately to scale above).*
3. Lengthen the stride at the canter along the outer half of the circle
4. Collect the canter stride
5. Change direction across the center of the arena either through a simple or flying change, continue at the canter to form the other half of the figure-eight on the opposite lead as the first.
6. Lengthen the stride along the outer half of the circle
7. Collect the canter stride
8. Downward transition to trot
9. Trot partway up the middle of the figure-eight then halt and back three to four steps straight back, with the horse's side positioned perpendicular to the judges stand (not head-on)

SHOW JUMPER: SCORECARD

Judge's Scorecard

☐ -Eliminated

☐ -Rider Fall

R1 Time Limit: 186
R1 Time Allowed: 93
R1 Opt Time: 89

Thoroughbred Makeover Preliminary Competition

Show Jumper

No: _____ | **Judge 1**
Trainer: _____

Horse: _____

Date/Time: _____

R1 Time: _____

0.5 Fault/Sec Over Time Allowed
**Scores for combinations will be averaged.*

Award 0-10 points per obstacle with 10 being excellent. Four faults will be subtracted from the total per disobedience. Indicate disobediences with a 'K' for a rail and 'D' for a stop or runout. Horses may have up to four cumulative disobedience before they are eliminated.

Round One

Fence	1	2	3	4	5	6	7A	7B	8	9	10	11	12
Score													
Faults													

Round Two

Fence	1	2	3	4	5	12
Score						
Faults						

Gymnastics

	Comments	Total
1. Gymnastic Faults		

Overall Impression Scores

Qualities	Comments	Score (0-10)
1. Way of Moving Balance, stride, adjustability, rhythm, and balance		
2. Acceptance of rider's aids		
3. Straightness between fences and over the jumps		
4. Relaxation, confidence, carefulness		
5. Jumping Technique Elevation, use of the back, front end, back end, and balance of the ground		

Total (Office Only)

Round 1:	
- Round 1 Time Faults:	
+ Round 2:	
- Faults (R1 + R2):	
- Gymnastic Faults:	
+ Impression Scores X 2:	
= Total Score:	

Judge: _____

LONG-FORMAT HENNEKE BODY CONDITION SCORE CHART

DATE: _____

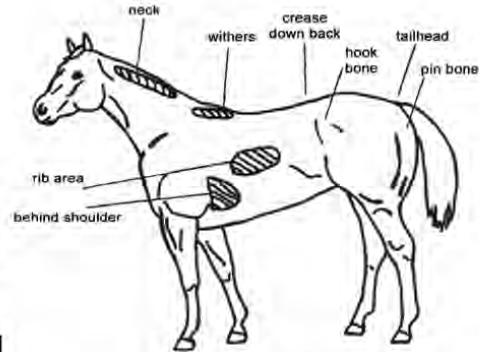
NAME: _____

FREEZEMARK: _____

SIGNALMENT KEY: _____

HOOF CONDITION: _____

COMMENTS: _____



modified from Henneke et al. EVJ 1983;15:371-372

OVERALL HENNEKE BODY CONDITION SCORE:

Condition	Neck	Withers	Shoulder	Ribs	Back	Tailhead Area
1 Poor <i>(extremely emaciated)</i>	Bone structure easily noticeable	Bone structure easily noticeable	Bone structure easily noticeable	Ribs projecting prominently	Spinous processes projecting prominently	Tailhead, pinbones, and hook bones projecting prominently
No fatty tissue can be felt						
2 Very Thin <i>(emaciated)</i>	Bone structure faintly discernible	Bone structure faintly discernible	Bone structure faintly discernible	Ribs prominent	Slight fat covering over base of spinous processes. Transverse processes of lumbar vertebrae feel rounded. Spinous processes are prominent	Tailhead prominent Pin bones prominent Hook bones prominent
3 Thin	Neck accentuated	Withers accentuated	Shoulder accentuated	Slight fat cover over ribs. Ribs easily discernible	Fat buildup halfway on spinous processes, but easily discernible. Transverse processes cannot be felt	Tailhead prominent but individual vertebrae cannot be visually identified. Hook bones appear rounded, but are still easily discernible. Pin bones not distinguishable
4 Moderately Thin	Neck not obviously thin	Withers not obviously thin	Shoulder not obviously thin	Faint outline of ribs discernible	Negative crease (peaked appearance) along back	Prominence depends on conformation. Fat can be felt. Hook bones not discernible
5 Moderate	Neck blends smoothly into body	Withers rounded over spinous processes	Shoulder blends smoothly into body	Ribs cannot be visually distinguished, but can be easily felt	Back is level	Fat around tailhead beginning to feel spongy
6 Moderately Fleshy	Fat beginning to be deposited	Fat beginning to be deposited	Fat beginning to be deposited behind shoulder	Fat over ribs feels spongy	May have a slight positive crease (a groove) down back	Fat around tailhead feels soft
7 Fleshy	Fat deposited along neck	Fat deposited along withers	Fat deposited behind shoulder	Individual ribs can be felt, but noticeable fat filling between ribs	May have a positive crease down the back	Fat around tailhead is soft
8 Fat	Noticeable thickening of neck	Area along withers filled with fat	Area behind shoulder filled with fat	Difficult to feel ribs	Positive crease down the back	Fat around tailhead very soft
9 Extremely Fat	Bulging fat	Bulging fat	Bulging fat	Patchy fat appearing over ribs	Obvious crease down the back Flank filled with fat	Bulging fat around tailhead

Henneke Equine Body Scoring Chart 1_18_07.xls